



dēanta

deanta.co.uk



ETON
PAGE 35



GALWAY
PAGE 37



GALWAY
PAGE 37



KENSINGTON
PAGE 39



KENSINGTON
PAGE 39



KERRY
PAGE 41




KINGSTON
PAGE 43



MALMO
PAGE 45



NORWICH
PAGE 47



NORWICH
PAGE 47



COVENTRY
PAGE 71



KENSINGTON
PAGE 73



KENSINGTON
PAGE 73



PAMPLONA
PAGE 75




PAMPLONA
PAGE 75



SEVILLE
PAGE 77



SEVILLE
PAGE 77



VALENCIA
PAGE 79



VALENCIA
PAGE 79



FOR WALL PANELLING
PLEASE SEE
PAGE 163

WHITE PRIMED



NEW

WINDSOR
PAGE 105



NEW

ASCOT
PAGE 109



NEW

BLENHEIM
PAGE 111



BLENHEIM
PAGE 111



CAMBRIDGE
PAGE 113



CAMBRIDGE
PAGE 113



CANTERBURY
PAGE 115



CANTERBURY
PAGE 115



COVENTRY
PAGE 117



COVENTRY
PAGE 117

URBAN COLLECTION



WINDSOR
PAGE 135



BRIXTON
PAGE 143



BRIXTON
PAGE 143



CAMDEN
PAGE 145




CAMDEN
PAGE 145



DALSTON
PAGE 147



DALSTON
PAGE 147



SHOREDITCH
PAGE 149



SHOREDITCH
PAGE 149



FOR ARCHITECTURAL DOORS
PLEASE SEE
PAGE 213

déanta

Collection Brochure

deanta.co.uk



Oak Collection - Page 10



Walnut Collection - Page 66



Black Collection - Page 92



White Primed Collection - Page 106



Folding Systems - Page 150

Pocket Door Systems - Page 156



Immerse Acoustic Panelling - Page 172



Grey Ash Collection - Page 80



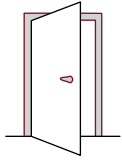
The Urban Collection - Page 140



Hardware - Page 188

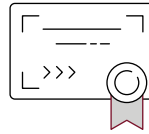
CONTENTS

Why choose Deanta	PAGE 09
Oak Collection	PAGE 10
Walnut Collection	PAGE 66
Grey Ash Collection	PAGE 80
Prefinished Black Collection	PAGE 92
White Primed Collection	PAGE 106
The Urban Collection	PAGE 140
Folding Systems	PAGE 150
Pocket Door Systems	PAGE 156
Wall panelling	PAGE 162
Skirting, architrave & door linings	PAGE 184
Hardware	PAGE 188
PAS 24 Security Doorsets	PAGE 208
Deanta Architectural	PAGE 212
Deanta Bespoke	PAGE 214
Bespoke glazing	PAGE 216
Fire safety	PAGE 218
Our commitment to the environment	PAGE 220
Important information	PAGE 222



20 years' experience

Deanta offers over 20 years' experience in supplying internal doors and ironmongery.



Certification

We rigorously test and re-test all of our products. We hold certifications from Certifire, BM TRADA Q-Mark and PAS24.



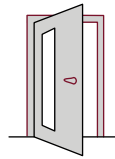
Quality control

Deanta's quality control processes ensure provision of robust, solid core doors of the highest quality.




Manufactured by Deanta

Our doors are made in Deanta's own manufacturing facility.



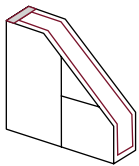
In-house glazing centre

Glazed doors are cut and glazed in Deanta's own state-of-the-art glazing centre in Cambridgeshire.



Leading UK distributor

Deanta is one of the UK's leading distributors of premium internal doors, ensuring your order is delivered smoothly and efficiently.



Lippings

Deanta doors have one of the largest solid lippings in the UK interior door market.

Please refer to page 9 for trim allowance



Natural grain

All of Deanta's oak, walnut and light / dark grey ash doors have carefully chosen veneers.



Hand-picked veneers

Deanta doors are made using specially selected veneers from North America.

Why choose Deanta

We are not just another door company. We manufacture a wide range of beautifully designed stylish interior doors for the UK market. Our doors are made to the highest possible standard with only the finest materials paired with unsurpassed craftsmanship, ensuring you always get the best from your Deanta door. With over 20 years' experience in interior door design, manufacture and supply, Deanta has built a reputation for quality coupled with forward-thinking innovation.

Our commitment to quality

Customer satisfaction is Deanta's utmost priority. We achieve this by continuously pushing the boundaries to ensure that our products and services surpass the needs of our customers and inspire end-users. As a UK manufacturer producing doors, glazing options and ancillary products in-house we are able to ensure high quality production and an uninterrupted, managed supply chain. We are confident that every Deanta door is expertly made from quality materials, ensuring you get the best from your contemporary Deanta door.

Deanta produce robust, solid core doors that are finished with specially selected crown cut and diamond cut veneers from North America. Our prefinished black and white primed doors also feature solid cores providing extra strength and stability, making them the best in the UK market. With one of the largest solid lippings available in the UK internal door market, our doors can be adapted to fit into any sized opening. Our oak, walnut, light / dark grey ash and white primed doors can have a total of 32mm taken off the width and height of the door. For our fire doors 30mm (total) can be taken off the width and height of the door, Urban Collection 6mm (total) and 6mm (total) on our Architecture range.

Our design team take inspiration from the latest interior design trends to create new, exciting styles to add to our ever-growing collection. And our rigorous testing procedures ensure that only the best doors make it to market.

Our commitment to safety

Fire safety is at the core of our business. Deanta fire doors are extensively tested by independent third-party certification schemes to ensure the maximum level of safety. All our fire doors are BM TRADA Q-Mark and a selection of doors have Certifire accreditation too.

Our commitment to the environment

We are passionate about protecting the environment and our planet. We are constantly pushing the boundaries to ensure that, as part of our corporate social responsibility, we develop ways to reduce, reuse and recycle the waste we use. Our vision is to revolutionise the door industry and we have a strong set of beliefs that run through everything we do.







OAK COLLECTION

Features:

- A selection of unfinished and prefinished North American white oak veneer complete the Oak Feature Collection
- Crown cut veneer / diamond cut veneer
- Glazing options within the oak Feature Collection include:
clear toughened glass, frosted glass, bevelled glass or v-grooved glass
- Solid core for extra strength, stability and robustness
- 32mm total can be taken off the width and height of standard doors
- Please refer to our website for details of trimming fire doors
- Bespoke sizes and bespoke glazing options are available
- Covered by Deanta 10 year warranty





AMALFI PREFINISHED OAK

With its perfect symmetry and smooth, bevelled-cut curves, this beautiful Amalfi door showcases the natural grain of crown cut oak veneer. The glazed door features a long, oval pane for a lighter, airy feel.

SOLID SIZES:

1981 x 610 x 35mm / 44mm 🔥
1981 x 686 x 35mm / 44mm 🔥
1981 x 762 x 35mm / 44mm 🔥
1981 x 838 x 35mm / 44mm 🔥

🔥 Fire door option

GLAZED SIZES:

1981 x 610 x 35mm
1981 x 686 x 35mm
1981 x 762 x 35mm
1981 x 838 x 35mm

Available in clear toughened glass



The mark of
responsible forestry
FSC® C132132



Featured: Amalfi prefinished oak Handle: Fortuna satin finish (page 191) Skirting and architrave: Half splayed white primed (page 186)

Featured: Amalfi prefinished oak clear glazed Handle: Round flush satin chrome finish (page 202) Skirting and architrave: Shaker oak (page 186)





AUGUSTA PREFINISHED OAK

Consisting only of five horizontal panels, this contemporary Augusta door perfectly showcases the beauty of crown cut real North American white oak veneer.

SOLID SIZES:

1981 x 610 x 35mm / 44mm 🔥
1981 x 686 x 35mm / 44mm 🔥
1981 x 762 x 35mm / 44mm 🔥
1981 x 838 x 35mm / 44mm 🔥

🔥 Fire door option

GLAZED SIZES:

1981 x 610 x 35mm / 44mm 🔥
1981 x 686 x 35mm / 44mm 🔥
1981 x 762 x 35mm / 44mm 🔥
1981 x 838 x 35mm / 44mm 🔥

Available in clear toughened glass
Bespoke glazing options available



The mark of
responsible forestry
FSC® C132132

Featured: Augusta prefinished oak Handle: Fortuna satin finish (page 191) Skirting and architrave: Shaker white primed (page 186)



Featured: Augusta prefinished oak clear glazed Handle: Invictus matt satin black finish (page 191) Skirting and architrave: Ulysses white primed (page 187)





BRISTOL UNFINISHED OAK

The beautiful Bristol glazed oak door brings a sense of space and fluidity to a home. Set within specially selected oak veneer, the Bristol's 10 panes of clear bevelled glass provide light and open-plan breathability.

GLAZED SIZES:

1981 x 610 x 35mm

1981 x 686 x 35mm

1981 x 762 x 35mm

1981 x 838 x 35mm

Available in clear bevelled glass



The mark of
responsible forestry

FSC® C132132

Featured: Bristol unfinished oak clear glazed Handle: Augustus matt / polished chrome finish (page 190) Skirting and architrave: Shaker oak (page 186)



Featured: Bristol unfinished oak clear bevelled glazed Handle: Fortuna satin (page 191) Skirting and architrave: Victoriana white primed (page 187)





BURY PREFINISHED OAK

The neatly symmetrical Bury door features four bevelled-edged panels of crown cut oak veneer. In the glazed door, the two top panels are replaced by panes of clear bevelled glass – adding a lively glint to this lovely door.

SOLID SIZES:

1981 x 610 x 35mm / 44mm 🔥
1981 x 686 x 35mm / 44mm 🔥
1981 x 762 x 35mm / 44mm 🔥
1981 x 838 x 35mm / 44mm 🔥
2032 x 813 x 35mm
2040 x 626 x 40mm
2040 x 726 x 40mm
2040 x 826 x 40mm

🔥 Fire door option

GLAZED SIZES:

1981 x 610 x 35mm
1981 x 686 x 35mm / 44mm 🔥
1981 x 762 x 35mm / 44mm 🔥
1981 x 838 x 35mm / 44mm 🔥
2032 x 813 x 35mm
2040 x 626 x 40mm
2040 x 726 x 40mm
2040 x 826 x 40mm

Available in clear bevelled glass for 35mm and 40mm

🔥 Fire door options clear glazed only



The mark of
responsible forestry
FSC® C132132



Featured: Bury prefinished oak clear bevelled glazed Handle: Augustus matt / polished chrome finish (page 190) Skirting and architrave: Half splayed white primed (page 186)

Featured: Bury prefinished oak Handle: See our full range (page 190) Skirting and architrave: Shaker white primed (page 186)





CADIZ PREFINISHED OAK

This gorgeous door is finished in real North American white oak veneer, crown cut for those long, complex grain patterns. Unusual in its lack of symmetry, the Cadiz oak door is about colour, curves, and fluidity.

SOLID SIZES:

1981 x 610 x 35mm / 44mm 🔥
1981 x 686 x 35mm / 44mm 🔥
1981 x 762 x 35mm / 44mm 🔥
1981 x 838 x 35mm / 44mm 🔥

🔥 Fire door option

GLAZED SIZES:

1981 x 610 x 35mm
1981 x 686 x 35mm
1981 x 762 x 35mm
1981 x 838 x 35mm

Available in clear toughened glass



The mark of
responsible forestry
FSC® C132132



Featured: Cadiz prefinished oak clear glazed Handle: Augustus matt / polished chrome finish (page 190) Skirting and architrave: Shaker oak (page 186)

Featured: Cadiz prefinished oak Handle: Augustus matt / polished chrome finish (page 190) Skirting and architrave: Shaker white primed (page 186)





CAMBRIDGE UNFINISHED OAK

An updated 1930s classic design that exudes a sense of timelessness and understated elegance. The Cambridge oak door is perfect for any room in the home.

SOLID SIZES:

1981 x 610 x 35mm / 44mm 🔥
1981 x 686 x 35mm / 44mm 🔥
1981 x 762 x 35mm / 44mm 🔥
1981 x 838 x 35mm / 44mm 🔥
2032 x 813 x 35mm / 44mm 🔥

🔥 Fire door option

GLAZED SIZES:

1981 x 610 x 35mm
1981 x 686 x 35mm
1981 x 762 x 35mm
1981 x 838 x 35mm
2032 x 813 x 35mm

Available in frosted toughened glass



The mark of
responsible forestry
FSC® C132132



Featured: Cambridge unfinished oak Handle: Hadrian matt satin black finish (page 191) Skirting and architrave: Traditional oak (page 186)

Featured: Cambridge unfinished oak frosted glazed Handle: Hadrian matt satin black finish (page 191) Skirting and architrave: Victoriana white primed (page 187)





COVENTRY PREFINISHED & UNFINISHED OAK

The Coventry oak door is equally at home in a farmhouse, cottage, apartment, newbuild, or townhouse. The minimalist style of this door is at once traditional and contemporary; striking and understated; rustic and sleek.

SOLID SIZES:

1981 x 533 x 35mm
1981 x 610 x 35mm / 44mm 🔥
1981 x 686 x 35mm / 44mm 🔥
1981 x 762 x 35mm / 44mm 🔥
1981 x 838 x 35mm / 44mm 🔥
2032 x 813 x 35mm / 44mm 🔥
2040 x 626 x 40mm
2040 x 726 x 40mm / 44mm 🔥
2040 x 826 x 40mm / 44mm 🔥
2040 x 926 x 40mm

🔥 Fire door option

GLAZED SIZES:

1981 x 610 x 35mm
1981 x 686 x 35mm / 44mm 🔥
1981 x 762 x 35mm / 44mm 🔥
1981 x 838 x 35mm / 44mm 🔥
2032 x 813 x 35mm
2040 x 726 x 40mm
2040 x 826 x 40mm

Available in clear or frosted toughened glass

🔥 Fire door options clear glazed only



The mark of
responsible forestry
FSC® C132132



Featured: Coventry prefinished oak clear glazed



Featured: Coventry prefinished oak frosted glazed





ELY PREFINISHED & UNFINISHED OAK

The Ely oak door is the most popular style in the UK and complements almost any setting. The vertical lines gives you a rustic charm that is available in a wide range of sizes, including fire door options.

SOLID SIZES:

1981 x 457 x 35mm

1981 x 533 x 35mm

1981 x 610 x 35mm / 44mm 🔥

1981 x 686 x 35mm / 44mm 🔥

1981 x 711 x 35mm

1981 x 762 x 35mm / 44mm 🔥

1981 x 838 x 35mm / 44mm 🔥

🔥 Fire door option

Solid FD30 doors acoustic tested up to 31dB

2032 x 813 x 35mm

2040 x 526 x 40mm

2040 x 626 x 40mm / 44mm 🔥

2040 x 726 x 40mm / 44mm 🔥

2040 x 826 x 40mm / 44mm 🔥

2040 x 926 x 40mm / 44mm 🔥

Also available in unfinished oak

Bespoke glazing options available

457 & 626 44mm FD30 Only available in prefinished



The mark of
responsible forestry
FSC® C132132



Featured: Ely prefinished oak Handle: Fortuna satin finish (page 191) Skirting and architrave: Shaker white primed (page 186)

Featured: Ely prefinished oak Handle: Fortuna satin finish (page 191) Skirting and architrave: Shaker white primed (page 186)





ELY 1SL & ELY 1L FULL PREFINISHED OAK

The Ely oak door is the most popular style in the UK and complements almost any setting. The full-glazed and 1SL Glazed options of this classic door are ideal for a modern home.

ELY 1SL GLAZED SIZES:

1981 x 610 x 35mm / 44mm 🔥
1981 x 686 x 35mm / 44mm 🔥
1981 x 762 x 35mm / 44mm 🔥
1981 x 838 x 35mm / 44mm 🔥
2040 x 726 x 40mm / 44mm 🔥
2040 x 826 x 40mm / 44mm 🔥

🔥 Fire door option

Available in clear toughened glass

ELY 1L FULL GLAZED SIZES:

1981 x 610 x 35mm
1981 x 686 x 35mm
1981 x 762 x 35mm
1981 x 838 x 35mm
2040 x 626 x 40mm
2040 x 726 x 40mm
2040 x 826 x 40mm

Available in v-grooved glass

Also available in unfinished oak



The mark of
responsible forestry
FSC® C132132



Featured: Ely 1L Full prefinished oak v-grooved glazed Handle: Hadrian matt satin black finish (page 191) Skirting and architrave: Shaker oak (page 186)

Featured: Ely 1SL Glazed prefinished oak clear glazed Handle: Hera satin nickel / chrome finish (page 191) Skirting and architrave: Shaker oak (page 186) Wall panelling: Oak acoustic panelling (page 176)





ELY HALF LIGHT PREFINISHED OAK

Perfectly suited to a contemporary interior style, this two-panel oak crown cut veneer door has natural grain patterns and lends a tone of rustic strength to this beautifully designed modern door.

ELY HALF LIGHT SIZES:

1981 x 610 x 35mm

1981 x 686 x 35mm

1981 x 762 x 35mm

1981 x 838 x 35mm

2040 x 726 x 40mm

2040 x 826 x 40mm

Available in v-grooved glass

Also available in unfinished oak



The mark of
responsible forestry
FSC® C132132



Featured: Ely half light prefinished oak glazed Handle: See our full range (page 191) Skirting and architrave: See our full range (page 186)

Featured: Ely half light prefinished oak v-grooved glazed Handle: Fortuna satin finish (page 191) Skirting and architrave: Half splayed white primed (page 186)





ELY 5L & ELY 6L PREFINISHED OAK

While the unusual horizontal symmetry of the 5L glazed door adds a funky sense of style to the more contemporary home. The 6L glazed door, with its six square panes of toughened glass neatly occupying the upper half of the door provides a more traditional style.

ELY 5L GLAZED SIZES:

1981 x 610 x 35mm
1981 x 686 x 35mm
1981 x 762 x 35mm
1981 x 838 x 35mm

Available in clear toughened glass

ELY 6L GLAZED SIZES:

1981 x 610 x 35mm
1981 x 686 x 35mm
1981 x 762 x 35mm
1981 x 838 x 35mm
2040 x 626 x 40mm
2040 x 726 x 40mm
2040 x 826 x 40mm

Available in clear bevelled glass

Also available in unfinished oak



The mark of
responsible forestry
FSC® C132132

Featured: Ely 5L prefinished oak clear glazed Handle: Fortuna satin finish (page 191) Skirting and architrave: Half splayed oak (page 186)



Featured: Ely 6L prefinished oak clear bevelled glazed Handle: Fortuna satin finish (page 191) Skirting and architrave: Shaker white primed (page 186)





ETON UNFINISHED OAK

The Eton oak door is simple and chic. The straight-cut edges of its four panels are characteristic of the shaker style, whilst a slight size difference between the two pairs of panels adds a little piquancy to the plainness.

SOLID SIZES:

1981 x 610 x 35mm / 44mm 🔥
1981 x 686 x 35mm / 44mm 🔥
1981 x 762 x 35mm / 44mm 🔥
1981 x 838 x 35mm / 44mm 🔥
2032 x 813 x 35mm
2040 x 626 x 40mm
2040 x 726 x 40mm
2040 x 826 x 40mm
2040 x 926 x 40mm

🔥 Fire door option

GLAZED SIZES:

1981 x 610 x 35mm
1981 x 686 x 35mm
1981 x 762 x 35mm
1981 x 838 x 35mm
2040 x 726 x 40mm
2040 x 826 x 40mm

Available in clear toughened glass



The mark of
responsible forestry
FSC® C132132



Featured: Eton unfinished oak Handle: Fortuna satin finish (page 191) Skirting and architrave: Traditional oak (page 186)

Featured: Eton unfinished oak clear glazed Handle: Fortuna satin finish (page 191) Skirting and architrave: Half splayed oak (page 186)





GALWAY UNFINISHED OAK

With beautiful crown cut oak veneer overlaying a solid core, the Galway oak door is the perfect combination of strength and good looks.

SOLID SIZES:

1981 x 610 x 35mm / 44mm 🔥
1981 x 686 x 35mm / 44mm 🔥
1981 x 762 x 35mm / 44mm 🔥
1981 x 838 x 35mm / 44mm 🔥

🔥 Fire door option

Solid FD30 doors acoustic tested
up to 31dB

GLAZED SIZES:

1981 x 610 x 35mm / 44mm 🔥
1981 x 686 x 35mm / 44mm 🔥
1981 x 762 x 35mm / 44mm 🔥
1981 x 838 x 35mm / 44mm 🔥

Available in clear toughened glass

Bespoke glazing options available



The mark of
responsible forestry
FSC® C132132



Featured: Galway unfinished oak clear glazed

Featured: Galway unfinished oak Handle: Ares polished chrome finish (page 190) Skirting and architrave: Shaker white primed (page 186)





KENSINGTON PREFINISHED OAK

This elegant door is beautifully finished and ready for installation. Sporting classic diamond match veneers, the Kensington oak door adds impact and subtle sophistication to any room.

SOLID SIZES:

1981 x 533 x 35mm
1981 x 610 x 35mm / 44mm 🔥
1981 x 686 x 35mm / 44mm 🔥
1981 x 762 x 35mm / 44mm 🔥
1981 x 838 x 35mm / 44mm 🔥
2032 x 813 x 35mm / 44mm 🔥

2040 x 626 x 40mm
2040 x 726 x 40mm / 44mm 🔥
2040 x 826 x 40mm / 44mm 🔥
2040 x 926 x 40mm / 44mm 🔥

GLAZED SIZES:

1981 x 610 x 35mm
1981 x 686 x 35mm
1981 x 762 x 35mm
1981 x 838 x 35mm
2032 x 813 x 35mm
2040 x 726 x 40mm
2040 x 826 x 40mm

🔥 Fire door option

Available in clear bevelled glass



The mark of
responsible forestry
FSC® C132132



Featured: Kensington prefinished oak clear bevelled glazed Handle: Invictus matt satin black finish (page 191)
Skirting and architrave: Half splayed white primed (page 186)

Featured: Kensington prefinished oak Handle: Hadrian matt satin black finish (page 191) Skirting and architrave: Traditional oak (page 186)





KERRY UNFINISHED OAK

This elegant door celebrates a union of durability and style. Clear bevelled glass panels run down the length of the door, providing plenty of light and a sense of space.

GLAZED SIZES:

1981 x 610 x 35mm

1981 x 686 x 35mm

1981 x 762 x 35mm

1981 x 838 x 35mm

Available in clear bevelled glass



The mark of
responsible forestry
FSC® C132132

Featured: Kerry unfinished oak Handle: Fortuna satin finish (page 191) Skirting and architrave: Victoriana white primed (page 187)



Featured: Kerry unfinished oak clear bevelled glazed Handle: Augustus matt / polished chrome finish (page 190) Skirting and architrave: Shaker oak (page 186)





KINGSTON UNFINISHED OAK

The Kingston solid oak door is a perfect study in symmetry. Four beautifully bevelled panels of unfinished oak veneer show off the unique grain patterns of real wood.

SOLID SIZES:

1981 x 610 x 35mm / 44mm 🔥

2032 x 813 x 35mm

1981 x 686 x 35mm / 44mm 🔥

2040 x 626 x 40mm

1981 x 711 x 35mm

2040 x 726 x 40mm / 44mm 🔥

1981 x 762 x 35mm / 44mm 🔥

2040 x 826 x 40mm / 44mm 🔥

1981 x 838 x 35mm / 44mm 🔥

🔥 Fire door option



The mark of
responsible forestry
FSC® C132132

Featured: Kingston unfinished oak Handle: Fortuna satin finish (page 191) Skirting and architrave: Half played oak (page 186)



Featured: Kingston unfinished oak Handle: Hadrian matt satin black finish (page 191) Skirting and architrave: Shaker white primed (page 186)





MALMO PREFINISHED OAK

A bold and striking door, deeply grooved with black inserts to highlight the beauty and colour of crown cut oak veneer. Inspired by our Immerse panelling, this door celebrates texture, light and shade, bringing modern Scandinavian design to your home.

SOLID SIZES:

1981 x 610 x 35mm	2040 x 726 x 40mm
1981 x 686 x 35mm / 44mm 🔥	2040 x 826 x 40mm
1981 x 762 x 35mm / 44mm 🔥	
1981 x 838 x 35mm / 44mm 🔥	

🔥 Fire door option



The mark of
responsible forestry
FSC® C132132



Featured: Malmo prefinished oak Handle: Sparta matt black finish (page 192) Skirting and architrave: Half splayed white primed (page 186) Wall panelling: Oak acoustic panelling (page 176)

Featured: Malmo prefinished oak Handle: Sparta matt black finish (page 192) Skirting and architrave: Half splayed white primed (page 186)
Wall panelling: Oak acoustic panelling (page 176)





NORWICH UNFINISHED OAK

The appealing rusticity of the Norwich oak door is heavily accentuated by the natural grain patterns in its crown cut oak veneer. Set within a sturdy surround, a wide, central panel is flanked by two narrower panels.

SOLID SIZES:

1981 x 610 x 35mm / 44mm 🔥
1981 x 686 x 35mm / 44mm 🔥
1981 x 762 x 35mm / 44mm 🔥
1981 x 838 x 35mm / 44mm 🔥
2040 x 626 x 40mm
2040 x 726 x 40mm
2040 x 826 x 40mm
2040 x 926 x 40mm

GLAZED SIZES:

1981 x 610 x 35mm
1981 x 686 x 35mm
1981 x 762 x 35mm
1981 x 838 x 35mm
2040 x 726 x 40mm
2040 x 826 x 40mm

Available in clear bevelled glass

🔥 Fire door option



The mark of
responsible forestry
FSC® C132132



Featured: Norwich unfinished oak Handle: Ares polished chrome finish (page 190) Skirting and architrave: Traditional oak (page 186)

Featured: Norwich unfinished oak clear bevelled glazed Handle: Augustus matt / polished chrome finish (page 190) Skirting and architrave: Traditional oak (page 186)





PAMPLONA PREFINISHED OAK

The contrasting orientation shows off the grain pattern to its best advantage, and the contrast is strikingly accentuated by the gentle curves of the vertical veneers, which carve a subtle waist into the horizontals.

SOLID SIZES:

1981 x 610 x 35mm / 44mm 🔥
1981 x 686 x 35mm / 44mm 🔥
1981 x 762 x 35mm / 44mm 🔥
1981 x 838 x 35mm / 44mm 🔥

🔥 Fire door option

Solid FD30 doors acoustic tested
up to 31dB

GLAZED SIZES:

1981 x 610 x 35mm / 44mm 🔥
1981 x 686 x 35mm / 44mm 🔥
1981 x 762 x 35mm / 44mm 🔥
1981 x 838 x 35mm / 44mm 🔥

Available in clear toughened glass

Bespoke glazing options available



The mark of
responsible forestry
FSC® C132132



Featured: Pamplona prefinished oak Handle: Fortuna satin finish (page 191) Skirting and architrave: Shaker oak (page 186)

Featured: Pamplona prefinished oak clear glazed Handle: Fortuna satin finish (page 191) Skirting and architrave: Half splayed oak (page 186)





RAVELLO PREFINISHED OAK

The rippling grain of crown cut oak veneer looks great against the Ravello's clean curved lines. This is a contemporary design, perfectly suited to the most modern of homes.

SOLID SIZES:

1981 x 610 x 35mm / 44mm 🔥
1981 x 686 x 35mm / 44mm 🔥
1981 x 762 x 35mm / 44mm 🔥
1981 x 838 x 35mm / 44mm 🔥

🔥 Fire door option

Solid FD30 doors acoustic tested
up to 31dB

GLAZED SIZES:

1981 x 610 x 35mm
1981 x 686 x 35mm
1981 x 762 x 35mm
1981 x 838 x 35mm

Available in clear toughened glass



The mark of
responsible forestry
FSC® C132132



Featured: Ravello prefinished oak clear glazed Handle: Augustus matt / polished chrome finish (page 190) Skirting and architrave: Shaker white primed (page 182)

Featured: Ravello prefinished oak Handle: See our full range (page 190) Skirting and architrave: Half splayed white primed (page 186)





SEVILLE PREFINISHED OAK

The rich grain patterns in this door's crown cut veneer highlight a striking combination of vertical and horizontal panels.

SOLID SIZES:

1981 x 457 x 35mm

1981 x 533 x 35mm / 44mm 🔥

1981 x 610 x 35mm / 44mm 🔥

1981 x 686 x 35mm / 44mm 🔥

1981 x 711 x 35mm

1981 x 762 x 35mm / 44mm 🔥

1981 x 838 x 35mm / 44mm 🔥

1981 x 914 x 44mm 🔥

2032 x 813 x 35mm

2040 x 526 x 40mm

2040 x 626 x 40mm / 44mm 🔥

2040 x 726 x 40mm / 44mm 🔥

2040 x 826 x 40mm / 44mm 🔥

2040 x 926 x 40mm / 44mm 🔥

🔥 Fire door option

Solid FD30 doors acoustic tested
up to 31dB

Bespoke glazing options available



The mark of
responsible forestry
FSC® C132132



Featured: Seville prefinished oak Skirting and architrave: Shaker oak (page 186)

Featured: Seville prefinished oak Skirting and architrave: Ulysses (page 187)





SEVILLE 1SL & 1L PREFINISHED OAK

Our always popular Seville prefinished oak door in two glazed options. The perfect choice where you want to bring extra light into a room, without compromising on style.

1SL GLAZED SIZES:

1981 x 610 x 35mm
1981 x 686 x 35mm
1981 x 762 x 35mm
1981 x 838 x 35mm

Available in clear toughened glass

1L GLAZED SIZES:

1981 x 610 x 35mm / 44mm 🔥
1981 x 686 x 35mm / 44mm 🔥
1981 x 762 x 35mm / 44mm 🔥
1981 x 838 x 35mm / 44mm 🔥
2032 x 813 x 35mm

2040 x 626 x 40mm / 44mm 🔥
2040 x 726 x 40mm / 44mm 🔥
2040 x 826 x 40mm / 44mm 🔥
2040 x 926 x 40mm / 44mm 🔥

Available in clear toughened glass



The mark of
responsible forestry
FSC® C132132



Featured: Seville prefinished oak 1L clear glazed Handle: Augustus matt / polished chrome finish (page 190) Skirting and architrave: Half splayed oak (page 186)

Featured: Seville prefinished oak 1SL clear glazed Handle: Ares polished chrome finish (page 190) Skirting and architrave: Traditional white primed (page 186)





SEVILLE 4L & 4LS PREFINISHED OAK

The 4L and 4LS glazed doors highlight the horizontal central panels of the Seville door design. The 4L being the more traditional choice and the 4LS for those who prefer a bolder design.

SEVILLE 4L SIZES:

1981 x 610 x 35mm
1981 x 686 x 35mm
1981 x 762 x 35mm
1981 x 838 x 35mm
2040 x 726 x 40mm
2040 x 826 x 40mm

Available in clear toughened glass

SEVILLE 4LS SIZES:

1981 x 610 x 35mm
1981 x 686 x 35mm
1981 x 762 x 35mm
1981 x 838 x 35mm

Available in clear toughened glass



The mark of
responsible forestry
FSC • C132132



Featured: Seville prefinished oak 4LS clear glazed Handle: Ares polished chrome finish (page 190) Skirting and architrave: Half splayed white primed (page 186)

Featured: Seville prefinished oak 4L clear glazed Handle: Fortuna satin finish (page 191) Skirting and architrave: Half splayed white primed (page 186)





SORRENTO PREFINISHED OAK

The graceful Sorrento oak door is all about long, curvy lines, subtle symmetry, and the striking grain patterns of rich oak veneer. The glazed version features beautifully curved panes of clear toughened glass.

SOLID SIZES:

1981 x 610 x 35mm / 44mm 🔥
1981 x 686 x 35mm / 44mm 🔥
1981 x 762 x 35mm / 44mm 🔥
1981 x 838 x 35mm / 44mm 🔥

🔥 Fire door option

Solid FD30 doors acoustic tested
up to 31dB

GLAZED SIZES:

1981 x 610 x 35mm
1981 x 686 x 35mm
1981 x 762 x 35mm
1981 x 838 x 35mm

Available in clear toughened glass



The mark of
responsible forestry
FSC® C132132



Featured: Sorrento prefinished oak Handle: Hadrian matt satin black finish (page 191) Skirting and architrave: Shaker oak (page 186)

Featured: Sorrento prefinished oak clear glazed Handle: Hadrian matt satin black finish (page 191) Skirting and architrave: Shaker oak (page 186)





TORINO PREFINISHED OAK

The ultra-modern Torino oak door provides a striking diagonal pattern of straight grain oak veneer, which is given definition by fine inlays.

SOLID SIZES:

1981 x 610 x 35mm
1981 x 686 x 35mm / 44mm 🔥
1981 x 762 x 35mm / 44mm 🔥
1981 x 838 x 35mm / 44mm 🔥

🔥 Fire door option

Solid FD30 doors acoustic tested
up to 31dB

GLAZED SIZES:

1981 x 610 x 35mm
1981 x 686 x 35mm / 44mm 🔥
1981 x 762 x 35mm / 44mm 🔥
1981 x 838 x 35mm / 44mm 🔥

Available in clear toughened glass



The mark of
responsible forestry
FSC® C132132

Featured: Torino prefinished oak Handle: Invictus matt satin black finish (page 191) Skirting and architrave: Shaker white primed (page 186)



Featured: Torino prefinished oak clear glazed Handle: Augustus matt / polished chrome finish (page 190) Skirting and architrave: Shaker oak (page 186)





VALENCIA PREFINISHED OAK

A flawless blend of nature's charm and industrial elegance. Crafted with precision, this door features horizontal panels of crown-cut oak veneer, showcasing the inherent beauty of the grains. Enhanced with sleek aluminum inlays, it adds a touch of modern sophistication to any interior.

SOLID SIZES:

1981 x 610 x 35mm / 44mm 🔥
1981 x 686 x 35mm / 44mm 🔥
1981 x 762 x 35mm / 44mm 🔥
1981 x 838 x 35mm / 44mm 🔥

🔥 Fire door option

Solid FD30 doors acoustic tested
up to 31dB

GLAZED SIZES:

1981 x 610 x 35mm
1981 x 686 x 35mm
1981 x 762 x 35mm
1981 x 838 x 35mm

Available in v-grooved glass



The mark of
responsible forestry
FSC® C132132

Featured: Valencia prefinished oak / Handle: Hera satin nickel / chrome finish (page 191) Skirting and architrave: Shaker white primed (page 186) Wall panelling: Oak acoustic panelling (page 176)



Featured: Valencia prefinished oak clear glazed / Handle: Hadrian matt satin black finish (page 191) Skirting and architrave: Half splayed white primed (page 186)





WALDEN UNFINISHED OAK

The Walden glazed oak door features a large, central pane of clear or frosted glass, with a simple, unfinished oak surround. The central section of the Walden solid oak door comprises vertical panels of oak veneer.

SOLID SIZES:

1981 x 610 x 35mm / 44mm 🔥
1981 x 686 x 35mm / 44mm 🔥
1981 x 762 x 35mm / 44mm 🔥
1981 x 838 x 35mm / 44mm 🔥

🔥 Fire door option

GLAZED SIZES:

1981 x 610 x 35mm
1981 x 686 x 35mm
1981 x 762 x 35mm
1981 x 838 x 35mm

Available in clear or frosted toughened glass



Featured: Walden unfinished oak



Featured: Walden unfinished oak clear glazed

Featured: Walden unfinished oak frosted glazed Handle: Ares polished chrome finish (page 190) Skirting and architrave: Half played white primed (page 186)





WALNUT COLLECTION

Features:

- Prefinished with real North American black walnut veneer
- Crown cut veneer / diamond cut veneer
- Glazing options within the walnut Feature Collection include:
clear toughened glass, frosted glass, bevelled glass or v-grooved glass
- Solid core for extra strength, stability and robustness
- 32mm total can be taken off the width and height of standard doors
- Please refer to our website for details of trimming fire doors
- Bespoke sizes and bespoke glazing options are available
- Covered by Deanta 10 year warranty





CADIZ PREFINISHED WALNUT

This gorgeous door is finished in real North American black walnut veneer, crown cut for those long, complex grain patterns. Unusual in its lack of symmetry, the Cadiz Walnut door is about colour, curves, and fluidity.

SOLID SIZES:

1981 x 610 x 35mm / 44mm 🔥
1981 x 686 x 35mm / 44mm 🔥
1981 x 762 x 35mm / 44mm 🔥
1981 x 838 x 35mm / 44mm 🔥

🔥 Fire door option

GLAZED SIZES:

1981 x 610 x 35mm
1981 x 686 x 35mm
1981 x 762 x 35mm
1981 x 838 x 35mm

Available in clear toughened glass



The mark of
responsible forestry
FSC® C132132



Featured: Cadiz prefinished walnut clear glazed Handle: Augustus matt / polished chrome finish (page 190) Skirting and architrave: Shaker walnut (page 186)

Featured: Cadiz prefinished walnut clear glazed Handle: Augustus matt / polished chrome finish (page 190) Skirting and architrave: Shaker walnut (page 186)





COVENTRY PREFINISHED WALNUT

The minimalist style of this door is at once classic and contemporary; striking and understated; rustic and sleek. The solid door features four evenly sized panels of crown cut walnut veneer within a simple veneer surround.

SOLID SIZES:

1981 x 610 x 35mm / 44mm 🔥
1981 x 686 x 35mm / 44mm 🔥
1981 x 762 x 35mm / 44mm 🔥
1981 x 838 x 35mm / 44mm 🔥

🔥 Fire door option

GLAZED SIZES:

1981 x 610 x 35mm
1981 x 686 x 35mm / 44mm 🔥
1981 x 762 x 35mm / 44mm 🔥
1981 x 838 x 35mm / 44mm 🔥

Available in clear or frosted toughened glass
Fire door options in clear glazed only



The mark of
responsible forestry
FSC® C132132



Featured: Coventry prefinished walnut



Featured: Coventry prefinished walnut frosted glazed





KENSINGTON PREFINISHED WALNUT

This elegant door is beautifully finished and ready for installation. Sporting classic diamond cut veneers, the Kensington walnut door adds impact and subtle sophistication to any room.

SOLID SIZES:

1981 x 610 x 35mm / 44mm 🔥
1981 x 686 x 35mm / 44mm 🔥
1981 x 762 x 35mm / 44mm 🔥
1981 x 838 x 35mm / 44mm 🔥
2032 x 813 x 35mm / 44mm 🔥
2040 x 626 x 40mm
2040 x 726 x 40mm / 44mm 🔥
2040 x 826 x 40mm / 44mm 🔥

GLAZED SIZES:

1981 x 610 x 35mm
1981 x 686 x 35mm
1981 x 762 x 35mm
1981 x 838 x 35mm
2032 x 813 x 35mm

Available in clear bevelled glass

🔥 Fire door option



The mark of
responsible forestry
FSC® C132132



Featured: Kensington prefinished walnut clear bevelled glazed Handle: Invictus matt satin black finish (page 191) Skirting and architrave: Half splayed white primed (page 186)

Featured: Kensington prefinished walnut Handrail: Fortuna satin finish (page 191) Skirting and architrave: Shaker walnut (page 186)





PAMPLONA PREFINISHED WALNUT

The contrasting orientation shows off the grain pattern to its best advantage, and the contrast is strikingly accentuated by the gentle curves of the vertical veneers, which carve a subtle waist into the horizontals.

SOLID SIZES:

1981 x 610 x 35mm / 44mm 🔥
1981 x 686 x 35mm / 44mm 🔥
1981 x 762 x 35mm / 44mm 🔥
1981 x 838 x 35mm / 44mm 🔥

🔥 Fire door option

Solid FD30 doors acoustic tested
up to 31dB

GLAZED SIZES:

1981 x 610 x 35mm / 44mm 🔥
1981 x 686 x 35mm / 44mm 🔥
1981 x 762 x 35mm / 44mm 🔥
1981 x 838 x 35mm / 44mm 🔥

Available in clear toughened glass
Bespoke glazing options available



The mark of
responsible forestry
FSC® C132132



Featured: Pamplona prefinished walnut clear glazed Handle: Fortuna satin finish (page 191) Skirting and architrave: Shaker walnut (page 186)

Featured: Pamplona prefinished walnut Handle: Fortuna satin finish (page 191) Skirting and architrave: Shaker walnut (page 186)





SEVILLE PREFINISHED WALNUT

The rich grain patterns in this door's crown cut veneer highlight a striking combination of vertical and horizontal panels.

SOLID SIZES:

1981 x 533 x 35mm / 44mm 🔥
1981 x 610 x 35mm / 44mm 🔥
1981 x 686 x 35mm / 44mm 🔥
1981 x 762 x 35mm / 44mm 🔥
1981 x 838 x 35mm / 44mm 🔥

🔥 Fire door option

Solid FD30 doors acoustic tested
up to 31dB

1L GLAZED SIZES:

1981 x 610 x 35mm / 44mm 🔥
1981 x 686 x 35mm / 44mm 🔥
1981 x 762 x 35mm / 44mm 🔥
1981 x 838 x 35mm / 44mm 🔥
2040 x 726 x 40mm
2040 x 826 x 40mm

Available in clear toughened glass
Bespoke glazing options available



The mark of
responsible forestry
FSC® C132132



Featured: Seville prefinished walnut clear glazed Handle: Augustus matt / polished chrome finish (page 190) Skirting and architrave: Shaker walnut (page 186)

Featured: Seville prefinished walnut Handle: Invictus matt satin black finish (page 191) Skirting and architrave: Half played white primed (page 186)





VALENCIA PREFINISHED WALNUT

This contemporary-style door refuses to blend into the background. Horizontal panels of real North American black walnut veneer, showing off a bold woodgrain pattern, are accentuated by crisp aluminium inlays.

SOLID SIZES:

1981 x 610 x 35mm / 44mm 🔥
1981 x 686 x 35mm / 44mm 🔥
1981 x 762 x 35mm / 44mm 🔥
1981 x 838 x 35mm / 44mm 🔥

🔥 Fire door option

Solid FD30 doors acoustic tested
up to 31dB

GLAZED SIZES:

1981 x 610 x 35mm
1981 x 686 x 35mm
1981 x 762 x 35mm
1981 x 838 x 35mm

Available in v-grooved glass



The mark of
responsible forestry
FSC® C132132



Featured: Valencia prefinished walnut v-grooved glazed Handle: Augustus matt / polished chrome finish (page 190)

Featured: Valencia prefinished walnut Handle: Ares polished chrome finish (page 190) Skirting and architrave: Ulysses white primed (page 187)





GREY ASH COLLECTION

Features:

- Prefinished with real North American dark grey or light grey ash veneer
- Crown cut veneer
- Glazing options within the grey ash Feature Collection include:
clear toughened glass
- Solid core for extra strength, stability and robustness
- 32mm total can be taken off the width and height of standard doors
- Please refer to our website for details of trimming fire doors
- Bespoke sizes and bespoke glazing options are available
- Covered by Deanta 10 year warranty





MONTREAL PREFINISHED DARK GREY ASH

Ideally suited to a contemporary-style home, the prefinished Montreal dark grey ash door provides stunning contrast to a light décor. Both the solid and glazed options are available as fire doors.

SOLID SIZES:

1981 x 610 x 35mm / 44mm 🔥
1981 x 686 x 35mm / 44mm 🔥
1981 x 762 x 35mm / 44mm 🔥
1981 x 838 x 35mm / 44mm 🔥
2040 x 726 x 44mm 🔥
2040 x 826 x 40mm / 44mm 🔥
2040 x 926 x 40mm / 44mm 🔥

🔥 Fire door option

Solid FD30 doors acoustic tested
up to 31dB

GLAZED SIZES:

1981 x 610 x 35mm
1981 x 686 x 35mm / 44mm 🔥
1981 x 762 x 35mm / 44mm 🔥
1981 x 838 x 35mm / 44mm 🔥

Available in clear toughened glass
Bespoke glazing options available



The mark of
responsible forestry
FSC® C132132



Featured: Montreal prefinished dark grey ash Handle: Fortuna satin finish (page 191) Skirting and architrave: Half splayed white primed (page 186)

Featured: Montreal prefinished dark grey ash clear glazed Handle: Fortuna satin finish (page 191) Skirting and architrave: Half splayed white primed (page 186)





MONTREAL PREFINISHED LIGHT GREY ASH

Perfect for a modern dwelling, the prefinished Montreal light grey ash door complements the on-trend grey décor popular with many home-owners. Both the solid and glazed options are available as fire doors.

SOLID SIZES:

1981 x 610 x 35mm / 44mm 🔥
1981 x 686 x 35mm / 44mm 🔥
1981 x 762 x 35mm / 44mm 🔥
1981 x 838 x 35mm / 44mm 🔥
2040 x 626 x 40mm
2040 x 726 x 40mm / 44mm 🔥
2040 x 826 x 40mm / 44mm 🔥

🔥 Fire door option

Solid FD30 doors acoustic tested
up to 31dB

GLAZED SIZES:

1981 x 686 x 35mm / 44mm 🔥
1981 x 762 x 35mm / 44mm 🔥
1981 x 838 x 35mm / 44mm 🔥
2040 x 726 x 40mm
2040 x 826 x 40mm

Available in clear toughened glass
Bespoke glazing options available



The mark of
responsible forestry
FSC® C132132



Featured: Montreal prefinished light grey ash Handle: Fortuna Satin finish (page 191) Skirting and architrave: Shaker white primed (page 186)

Featured: Montreal prefinished light grey ash Handle: Augustus matt / polished chrome finish (page 190) Skirting and architrave: Shaker white primed (page 186)





RAVELLO PREFINISHED LIGHT GREY ASH

The stunning asymmetry of this design and the distinctive rippling of light grey ash veneer put this gorgeous door among the most sought-after styles in the modern home.

SOLID SIZES:

1981 x 610 x 35mm / 44mm 🔥
1981 x 686 x 35mm / 44mm 🔥
1981 x 762 x 35mm / 44mm 🔥
1981 x 838 x 35mm / 44mm 🔥

🔥 Fire door option

Solid FD30 doors acoustic tested
up to 31dB

GLAZED SIZES:

1981 x 610 x 35mm
1981 x 686 x 35mm
1981 x 762 x 35mm
1981 x 838 x 35mm

Available in clear toughened glass



The mark of
responsible forestry
FSC® C132132



Featured: Ravello prefinished light grey ash Handle: Fortuna satin finish (page 191) Skirting and architrave: Shaker white primed (page 186) Wall panelling: Oak acoustic panelling (page 176)

Featured: Ravello prefinished light grey ash Handle: Fortuna satin finish (page 191) Skirting and architrave: Shaker white primed (page 186)





SORRENTO PREFINISHED LIGHT GREY ASH

The graceful Sorrento light grey ash door is all about long, curvy lines, soft, smoky tones, and the striking grain patterns of rich ash veneer.

SOLID SIZES:

1981 x 610 x 35mm / 44mm 🔥
1981 x 686 x 35mm / 44mm 🔥
1981 x 762 x 35mm / 44mm 🔥
1981 x 838 x 35mm / 44mm 🔥

🔥 Fire door option

Solid FD30 doors acoustic tested
up to 31dB

GLAZED SIZES:

1981 x 610 x 35mm
1981 x 686 x 35mm
1981 x 762 x 35mm
1981 x 838 x 35mm

Available in clear toughened glass



The mark of
responsible forestry
FSC® C132132



Featured: Sorrento prefinished light grey ash Handle: Ares polished chrome finish (page 190) Skirting and architrave: Half splayed white primed (page 186)

Featured: Sorrento prefinished light grey ash glazed Handle: Round flush matt black finish (page 202) Skirting and architrave: Half splayed white primed (page 186)





TORINO PREFINISHED LIGHT GREY ASH

The ultra-modern Torino light grey ash door provides a striking diagonal pattern of straight grain ash veneer, which is given definition by fine inlays.

SOLID SIZES:

1981 x 610 x 35mm
1981 x 686 x 35mm / 44mm 🔥
1981 x 762 x 35mm / 44mm 🔥
1981 x 838 x 35mm / 44mm 🔥

🔥 Fire door option

Solid FD30 doors acoustic tested
up to 31dB

GLAZED SIZES:

1981 x 610 x 35mm
1981 x 686 x 35mm / 44mm 🔥
1981 x 762 x 35mm / 44mm 🔥
1981 x 838 x 35mm / 44mm 🔥

Available in clear toughened glass



The mark of
responsible forestry
FSC® C132132



Featured: Torino prefinished light grey ash clear glazed Handle: Shaker white primed (page 186) Skirting and architrave: Shaker white primed (page 186)

Featured: Torino prefinished light grey ash Handle: Fortuna satin finish (page 191) Skirting and architrave: Shaker white primed (page 186)





PREFINISHED & BRUSHED BLACK COLLECTION

Features:

- Prefinished and ready to hang
- Glazing options within the prefinished and brushed black Feature Collection include:
 - clear toughened glass, bevelled glass
- Solid core for extra strength, stability and robustness
- 32mm total can be taken off the width and height of standard doors
- Please refer to our website for details of trimming fire doors
- Bespoke sizes are available
- Covered by Deanta 10 year warranty



NEW



BLenheim PREFINISHED BLACK

Combining traditional features with a contemporary finish, the Blenheim in prefinished black is a striking choice. Our exceptional black finish highlights the details of opulent mouldings. With a simple one panel design this door is the perfect choice for those looking to bring a touch of modern elegance to their home.

SOLID SIZES:

1981 x 610 x 35mm
1981 x 686 x 35mm / 44mm 🔥
1981 x 762 x 35mm / 44mm 🔥
1981 x 838 x 35mm / 44mm 🔥

🔥 Fire door option

*Black touch up paint pots available

GLAZED SIZES:

1981 x 610 x 35mm
1981 x 686 x 35mm
1981 x 762 x 35mm
1981 x 838 x 35mm

Available in clear bevelled glass



The mark of
responsible forestry
FSC® C132132

Featured: Blenheim prefinished black Handle: Sparta dark rose gold (page 193) Skirting and architrave: Victoriana white primed (page 187)



Featured: Blenheim prefinished black Handle: See our full range (page 190) Skirting and architrave: See our full range (page 186)



NEW



ELY & ELY 1SL BRUSHED BLACK OAK

The Ely is one of the most popular styles in the UK and complements almost any setting. Our brushed black finish accentuates the variety and beauty of the grain of natural oak. The vertical grooves add texture and interest to a classic design that is available in a wide range of sizes, including fire door options.

SOLID SIZES:

1981 x 610 x 35mm / 44mm 🔥
1981 x 686 x 35mm / 44mm 🔥
1981 x 762 x 35mm / 44mm 🔥
1981 x 838 x 35mm / 44mm 🔥

🔥 Fire door option

*Black touch up paint pots available

1SL GLAZED SIZES:

1981 x 610 x 35mm
1981 x 686 x 35mm
1981 x 762 x 35mm
1981 x 838 x 35mm

Available in clear toughened glass



Featured: Ely brushed black oak Handle: Sparta matt black finish (page 192) Skirting and architrave: Shaker white primed (page 186)

Featured: Ely brushed black oak Handle: Sparta matt black finish (page 192) Skirting and architrave: Shaker white primed (page 186)





MALMO PREFINISHED BLACK

With it's chic minimalistic design this prefinished black door is sure to add the wow factor to any room. Stylish and modern, the Malmo is the perfect way to bring a contemporary edge to any room.

SOLID SIZES:

1981 x 610 x 35mm

2040 x 726 x 40mm

1981 x 686 x 35mm / 44mm 🔥

2040 x 826 x 40mm

1981 x 762 x 35mm / 44mm 🔥

1981 x 838 x 35mm / 44mm 🔥


🔥 Fire door option

*Black touch up paint pots available



The mark of
responsible forestry
FSC® C132132

*Image is a reference for door construction only. Shown in prefinished black







SANDRINGHAM PREFINISHED BLACK

A new modern classic, the Sandringham is an elegant two panel design door. The intricate profile of the traditional mouldings coupled with the striking black finish marries historic design with contemporary styling.

SOLID SIZES:

1981 x 610 x 35mm
1981 x 686 x 35mm / 44mm 🔥
1981 x 762 x 35mm / 44mm 🔥
1981 x 838 x 35mm / 44mm 🔥

*Black touch up paint pots available

🔥 Fire door option

GLAZED SIZES:

1981 x 610 x 35mm
1981 x 686 x 35mm
1981 x 762 x 35mm
1981 x 838 x 35mm

Available in clear bevelled glass



Featured: Sandringham prefinished black glazed Handle: Balmoral white primed with bullnose (page 165) Wall panelling: Victoriana white primed (page 187) Skirting and architrave: Half splayed white primed (page 186)

Featured: Sandringham prefinished black Handle: Fortuna satin chrome finish (page 191) Skirting and architrave: Half splayed white primed (page 186)



NEW



SEVILLE & SEVILLE 1L BRUSHED BLACK OAK

The rich grain patterns in this door's crown cut veneer are highlighted by our brushed black finish. The Seville is a striking combination of vertical and horizontal panels showcasing the beauty of natural oak. Available in a wide range of sizes, including fire door options.

SOLID SIZES:

1981 x 610 x 35mm / 44mm 🔥
1981 x 686 x 35mm / 44mm 🔥
1981 x 762 x 35mm / 44mm 🔥
1981 x 838 x 35mm / 44mm 🔥

🔥 Fire door option

*Black touch up paint pots available

1L GLAZED SIZES:

1981 x 610 x 35mm
1981 x 686 x 35mm
1981 x 762 x 35mm
1981 x 838 x 35mm

Available in clear toughened glass



The mark of
responsible forestry
FSC® C132132



Featured: Seville brushed black oak Handle: Sparta dark rose gold (page 193) Skirting and architrave: Half splayed white primed (page 186)

Featured: Seville brushed black oak Handle: See our full range (page 190) Skirting and architrave: See our full range (page 186)



NEW



WINDSOR PREFINISHED BLACK

The Windsor black prefinished door has three elegant bevelled-edged panels that inject character into any setting. In this glazed option the top panel is replaced with a pane of bevelled edge glass, echoing the design of each panel and framed with intricately detailed mouldings.

SOLID SIZES:

1981 x 610 x 35mm
1981 x 686 x 35mm / 44mm 🔥
1981 x 762 x 35mm / 44mm 🔥
1981 x 838 x 35mm / 44mm 🔥

*Black touch up paint pots available

🔥 Fire door option

GLAZED SIZES:

1981 x 610 x 35mm
1981 x 686 x 35mm
1981 x 762 x 35mm
1981 x 838 x 35mm

Available in clear bevelled glass



The mark of
responsible forestry
FSC® C132132



Featured: Windsor prefinished black Handle: Sparta dark rose gold (page 193) Skirting and architrave: Victoriana white primed (page 186)

Featured: Windsor prefinished black Handle: Sparta dark rose gold (page 193) Skirting and architrave: Victoriana white primed (page 186)





WHITE PRIMED COLLECTION

Features:

- White primed, ready for a finish of your choice
- Glazing options within the white primed Feature Collection include: clear toughened glass, frosted glass or bevelled glass
- Solid core for extra strength, stability and robustness
- 32mm total can be taken off the width and height of standard doors
- Please refer to our website for details of trimming fire doors
- Bespoke sizes and bespoke glazing options are available
- Covered by Deanta 10 year warranty





ASCOT WHITE PRIMED

Durable, strong, and very pretty, the Ascot door is perfect for any room in any home. This door's single, bevelled-edged panel features attractive diamond moulding, positioned just a little lower than centre.

SOLID SIZES:

1981 x 610 x 35mm

1981 x 686 x 35mm / 44mm 🔥

1981 x 762 x 35mm / 44mm 🔥

1981 x 838 x 35mm / 44mm 🔥

🔥 Fire door option



Featured: Ascot white primed Handle: Fortuna satin finish (page 191) Skirting and architrave: Ulysses white primed (page 187)



Featured: Ascot white primed Handle: Fortuna satin finish (page 191) Skirting and architrave: Half splayed white primed (page 186)



NEW



BLENHEIM WHITE PRIMED

Our Blenheim door combines a simple single panel design with the richness of traditional mouldings. The primed finish is ready for the colour of your choice, giving you the perfect canvas to express your own style.

SOLID SIZES:

1981 x 610 x 35mm
1981 x 686 x 35mm / 44mm 🔥
1981 x 762 x 35mm / 44mm 🔥
1981 x 838 x 35mm / 44mm 🔥

🔥 Fire door option

GLAZED SIZES:

1981 x 610 x 35mm
1981 x 686 x 35mm
1981 x 762 x 35mm
1981 x 838 x 35mm

Available in clear bevelled glass



The mark of
responsible forestry
FSC® C132132

Featured: Blenheim white primed Handle: Sparta dark rose gold (page 193) Skirting and architrave: Victoriana white primed (page 187)



Featured: Blenheim white primed Handle: Sparta dark rose gold (page 193) Skirting and architrave: Victoriana white primed (page 187)





CAMBRIDGE WHITE PRIMED

An updated 1930s classic design that exudes a sense of timelessness and understated elegance. Particularly suited to high-ceilinged properties, this classic door is a modern take on a traditional style.

SOLID SIZES:

1981 x 610 x 35mm
1981 x 686 x 35mm / 44mm 🔥
1981 x 762 x 35mm / 44mm 🔥
1981 x 838 x 35mm / 44mm 🔥
2040 x 726 x 40mm / 44mm 🔥
2040 x 826 x 40mm / 44mm 🔥

GLAZED SIZES:

1981 x 610 x 35mm
1981 x 686 x 35mm
1981 x 762 x 35mm
1981 x 838 x 35mm
Available in clear toughened glass

🔥 Fire door option



The mark of
responsible forestry
FSC® C132132



Featured: Cambridge white primed clear glazed Handle: Hadrian matt satin black finish (page 191) Skirting and architrave: Shaker white primed (page 186)

Featured: Cambridge white primed Handle: Hadrian matt satin black finish (page 191) Skirting and architrave: Shaker white primed (page 187)





CANTERBURY WHITE PRIMED

The solid door features two slim vertical panels neatly underscored by a chunky horizontal panel – all three beautifully finished with bevelled edges. In the glazed door, the two vertical panels are replaced by six panes of clear bevelled glass.

SOLID SIZES:

1981 x 610 x 35mm
1981 x 686 x 35mm / 44mm 🔥
1981 x 762 x 35mm / 44mm 🔥
1981 x 838 x 35mm / 44mm 🔥

🔥 Fire door option

GLAZED SIZES:

1981 x 686 x 35mm
1981 x 762 x 35mm
1981 x 838 x 35mm
Available in clear bevelled glass



The mark of
responsible forestry
FSC® C132132



Featured: Canterbury white primed clear bevelled glazed Handle: Augustus matt / polished chrome finish (page 190) Skirting and architrave: Shaker white primed (page 186)

Featured: Canterbury white primed Handle: Fortuna satin finish (page 191) Skirting and architrave: Half splayed white primed (page 186)





COVENTRY WHITE PRIMED

The Coventry door is equally at home in a farmhouse, cottage, apartment, newbuild or townhouse. The minimalist style of this door is at once traditional and contemporary; striking and understated; rustic and sleek.

SOLID SIZES:

1981 x 610 x 35mm / 44mm 🔥
1981 x 686 x 35mm / 44mm 🔥
1981 x 762 x 35mm / 44mm 🔥
1981 x 838 x 35mm / 44mm 🔥
2040 x 626 x 40mm
2040 x 726 x 40mm
2040 x 826 x 40mm
2040 x 926 x 40mm

🔥 Fire door option

GLAZED SIZES:

1981 x 610 x 35mm
1981 x 686 x 35mm / 44mm 🔥
1981 x 762 x 35mm / 44mm 🔥
1981 x 838 x 35mm / 44mm 🔥
2040 x 726 x 40mm*
2040 x 826 x 40mm*

Available in clear or frosted toughened glass

Fire door options clear glazed only

*Clear glazed only



The mark of
responsible forestry
FSC® C132132



Featured: Coventry white primed clear glazed



Featured: Coventry white primed frosted glazed

Featured: Coventry white primed Handle: Hadrian matt satin black finish (page 191) Skirting and architrave: Victoriana white primed (page 187)





DENVER WHITE PRIMED

Beautifully simple, the Denver solid white primed door features a single panel. In the glazed door, this panel is replaced by a pane of clear or frosted glass – perfect for a room that needs lots of light.

SOLID SIZES:

1981 x 610 x 35mm
1981 x 686 x 35mm / 44mm 🔥
1981 x 762 x 35mm / 44mm 🔥
1981 x 838 x 35mm / 44mm 🔥
2040 x 726 x 40mm
2040 x 826 x 40mm

🔥 Fire door option

GLAZED SIZES:

1981 x 610 x 35mm*
1981 x 686 x 35mm
1981 x 762 x 35mm
1981 x 838 x 35mm

Available in clear or frosted toughened glass
*Clear glazed only



The mark of
responsible forestry
FSC® C132132



Featured: Denver white primed



Featured: Denver white primed clear glazed

Featured: Denver white primed frosted glazed Handle: Aves polished chrome finish (page 190) Skirting and architrave: Shaker white primed (page 186)





ELY WHITE PRIMED

The Ely white primed door is the most popular door style in the UK and complements almost any setting.

SOLID SIZES:

1981 x 533 x 35mm	2040 x 526 x 40mm / 44mm 🔥
1981 x 610 x 35mm / 44mm 🔥	2040 x 626 x 40mm / 44mm 🔥
1981 x 686 x 35mm / 44mm 🔥	2040 x 726 x 40mm / 44mm 🔥
1981 x 762 x 35mm / 44mm 🔥	2040 x 826 x 40mm / 44mm 🔥
1981 x 838 x 35mm / 44mm 🔥	2040 x 926 x 40mm / 44mm 🔥

🔥 Fire door option

Solid FD30 doors acoustic tested
up to 31dB



The mark of
responsible forestry
FSC® C132132



Featured: Ely white primed Handle: Augusta matt polished chrome finish (page 190) Skirting and architrave: Half splayed white primed (page 186)

Featured: Ely white primed Handle: Fortuna satin finish (page 191) Skirting and architrave: Half splayed white primed (page 186)





ELY 1L FULL & ELY 3L WHITE PRIMED

The Ely 1L Full takes the classic styling of our solid door and translates it into a v-grooved glass pane. Perfect for illuminating smaller rooms or halls, letting light flood through your home. Our Ely Glazed has three perfectly spaced and centrally placed glass panes, allowing light in but affording more privacy than the Ely 1L Full.

1L FULL GLAZED SIZES:

1981 x 610 x 35mm
1981 x 686 x 35mm
1981 x 762 x 35mm
1981 x 838 x 35mm

Available in clear toughened glass

3L GLAZED SIZES:

1981 x 610 x 35mm / 44mm 🔥
1981 x 686 x 35mm / 44mm 🔥
1981 x 762 x 35mm / 44mm 🔥
1981 x 838 x 35mm / 44mm 🔥

Available in clear toughened glass
Bespoke glazing options available



The mark of
responsible forestry
FSC® C132132

Featured: Ely white primed 1L Full clear glazed Handle: Hera satin finish (page 191) Skirting and architrave: Shaker white primed (page 186)



Featured: Ely white primed 3L clear glazed Handle: Fortuna satin finish (page 191) Skirting and architrave: Half splayed white primed (page 186)





ETON WHITE PRIMED

The Eton solid white primed door is simple and chic. The straight-cut edges of its four panels are characteristic of the shaker style, whilst a slight size difference between the two pairs of panels adds a little piquancy to the plainness.

SOLID SIZES:

1981 x 533 x 35mm
1981 x 610 x 35mm / 44mm 🔥
1981 x 686 x 35mm / 44mm 🔥
1981 x 762 x 35mm / 44mm 🔥
1981 x 838 x 35mm / 44mm 🔥

🔥 Fire door option

GLAZED SIZES:

1981 x 610 x 35mm
1981 x 686 x 35mm
1981 x 762 x 35mm
1981 x 838 x 35mm
2040 x 726 x 40mm
2040 x 826 x 40mm

Available in clear toughened glass



The mark of
responsible forestry
FSC® C132132



Featured: Eton white primed Handle: Invictus matt satin black finish (page 191) Skirting and architrave: Shaker white primed (page 186)

Featured: Eton white primed clear glazed Handle: Invictus matt satin black finish (page 191) Skirting and architrave: Half splayed white primed (page 186)





MADISON WHITE PRIMED

White primed and ready for a colour of your choice, this refreshingly simple door is one of our most popular products. Beautifully crafted bevel-cut edges add depth to this wonderfully chic door.

SOLID SIZES:

1981 x 610 x 35mm
1981 x 686 x 35mm / 44mm 🔥
1981 x 762 x 35mm / 44mm 🔥
1981 x 838 x 35mm / 44mm 🔥

🔥 Fire door option

GLAZED SIZES:

1981 x 686 x 35mm
1981 x 762 x 35mm
1981 x 838 x 35mm
Available in clear bevelled glass



The mark of
responsible forestry
FSC® C132132



Featured: Madison white primed clear bevelled glazed Handle: Augustus matt / polished chrome finish (page 190) Skirting and architrave: Half splayed white primed (page 186)

Featured: Madison white primed Handle: Ares polished chrome finish (page 187) Skirting and architrave: Ulysses white primed (page 187)





PAMPLONA WHITE PRIMED

This unique door combines a clever combination of lines and curves. The perfectly spaced horizontal lines are strikingly accentuated by the gentle vertical curves.

SOLID SIZES:

1981 x 610 x 35mm / 44mm 🔥
1981 x 686 x 35mm / 44mm 🔥
1981 x 762 x 35mm / 44mm 🔥
1981 x 838 x 35mm / 44mm 🔥

🔥 Fire door option

Solid FD30 doors acoustic tested
up to 31dB

GLAZED SIZES:

1981 x 610 x 35mm / 44mm 🔥
1981 x 686 x 35mm / 44mm 🔥
1981 x 762 x 35mm / 44mm 🔥
1981 x 838 x 35mm / 44mm 🔥

Available in clear toughened glass
Bespoke glazing options available



The mark of
responsible forestry
FSC® C132132

Featured: Pamplona white primed Handle: Augustus matt / polished chrome finish (page 186)
Skirting and architrave: Half splayed white primed (page 186)



Featured: Pamplona white primed clear glazed Handle: Augustus matt / polished chrome finish (page 190)
Skirting and architrave: Half splayed white primed (page 186)





RAVELLO WHITE PRIMED

Two clean elegant lines gently interrupt the simplicity of the Ravello white primed door. This is a contemporary design and with a choice of colour, its perfectly suited to the most modern of homes.

SOLID SIZES:

1981 x 610 x 35mm / 44mm 🔥
1981 x 686 x 35mm / 44mm 🔥
1981 x 762 x 35mm / 44mm 🔥
1981 x 838 x 35mm / 44mm 🔥

🔥 Fire door option

Solid FD30 doors acoustic tested
up to 31dB

GLAZED SIZES:

1981 x 610 x 35mm
1981 x 686 x 35mm
1981 x 762 x 35mm
1981 x 838 x 35mm

Available in clear toughened glass



The mark of
responsible forestry
FSC® C132132



Featured: Ravello white primed Handle: Invictus matt satin black finish (page 191) Skirting and architrave: Shaker white primed (page 186)

Featured: Ravello white primed clear glazed Handle: Hadrian matt satin black finish (page 191) Skirting and architrave: Shaker white primed (page 186)





ROCHESTER WHITE PRIMED

This door has a style of its own – modestly traditional, with a contemporary twist. Four symmetric panels give it a somewhat old-fashioned appearance, but sits comfortably in any modern setting.

SOLID SIZES:

1981 x 610 x 35mm / 44mm 🔥
1981 x 686 x 35mm / 44mm 🔥
1981 x 762 x 35mm / 44mm 🔥
1981 x 838 x 35mm / 44mm 🔥

🔥 Fire door option

GLAZED SIZES:

1981 x 610 x 35mm
1981 x 686 x 35mm
1981 x 762 x 35mm
1981 x 838 x 35mm

Available in clear toughened glass



The mark of
responsible forestry
FSC® C132132



Featured: Rochester white primed Handle: Ares polished chrome finish (page 190) Skirting and architrave: Half played white primed (page 186)

Featured: Rochester white primed clear glazed Handle: Fortuna satin finish (page 191) Skirting and architrave: Victoriana white primed (page 187)





SANDRINGHAM WHITE PRIMED

A new modern classic, the Sandringham is an elegant two panel design door. The intricate profile of the traditional mouldings brings a sense of refinement to any room. Finish it in white – or be bold and go for a splash of colour!

SOLID SIZES:

1981 x 610 x 35mm
1981 x 686 x 35mm / 44mm 🔥
1981 x 762 x 35mm / 44mm 🔥
1981 x 838 x 35mm / 44mm 🔥

🔥 Fire door option

GLAZED SIZES:

1981 x 610 x 35mm
1981 x 686 x 35mm
1981 x 762 x 35mm
1981 x 838 x 35mm

Available in clear bevelled glass



The mark of
responsible forestry
FSC® C132132



Featured: Sandringham white primed Handle: See our full range (page 185) Skirting and architrave: Victoriana white primed (page 187)

Featured: Sandringham white primed Handle: See our full range (page 185) Skirting and architrave: Victoriana white primed (page 187)





SEVILLE WHITE PRIMED

The Seville white primed door is among the most popular designs in the UK because of the striking simplicity of the vertical and horizontal panels.

SOLID SIZES:

1981 x 457 x 35mm
1981 x 533 x 35mm
1981 x 610 x 35mm / 44mm 🔥
1981 x 686 x 35mm / 44mm 🔥
1981 x 762 x 35mm / 44mm 🔥
1981 x 838 x 35mm / 44mm 🔥

🔥 Fire door option

Solid FD30 doors acoustic tested
up to 31dB

1L GLAZED SIZES:

1981 x 610 x 35mm / 44mm 🔥
1981 x 686 x 35mm / 44mm 🔥
1981 x 762 x 35mm / 44mm 🔥
1981 x 838 x 35mm / 44mm 🔥

Available in clear toughened glass
Bespoke glazing options available



The mark of
responsible forestry
FSC® C132132



Featured: Seville white primed Handle: Fortuna satin finish (page 191) Skirting and architrave: Shaker white primed (page 186)

Featured: Seville white primed clear glazed Handle: Augustus matt / polished chrome finish (page 190) Skirting and architrave: Shaker white primed (page 186)





WINDSOR WHITE PRIMED

The Windsor white primed door with its three elegant bevelled-edged panels that injects character and class into any setting. Available in a range of sizes, and as a fire door.

SOLID SIZES:

1981 x 610 x 35mm / 44mm 🔥
1981 x 686 x 35mm / 44mm 🔥
1981 x 762 x 35mm / 44mm 🔥
1981 x 838 x 35mm / 44mm 🔥

🔥 Fire door option

GLAZED SIZES:

2040 x 626 x 40mm
2040 x 726 x 40mm / 44mm 🔥
2040 x 826 x 40mm / 44mm 🔥

1981 x 610 x 35mm
1981 x 686 x 35mm
1981 x 762 x 35mm
1981 x 838 x 35mm

Available in clear bevelled glass



The mark of
responsible forestry
FSC® C132132



Featured: Windsor white primed clear bevelled glazed Handle: Augustus matt / polished chrome finish (page 190)
Skirting and architrave: Shaker white primed (page 186)

Featured: Windsor white primed Handle: Fortuna satin finish (page 191) Skirting and architrave: Ulysses white primed (page 187)





URBAN COLLECTION

The Urban Collection is our range of industrial-style doors. It takes inspiration from the stripped back, lofty look of warehouses, factories and other industrial structures and features a range of four striking panelled door styles to bring the industrial design look to your home.

Features:

- Prefinished and ready to hang
- Choice of glazing options – clear toughened glass or tinted glass
- Solid softwood core for extra strength, stability and robustness
- 6mm total can be taken off the width and height of each door
- Suitable for installation with Deanta Pocket Door Systems
- Extensive range of compatible ironmongery to complete the look
- Covered by Deanta 10 year warranty





With an elegant asymmetrical profile and bold lines, the Brixton brings an element of luxury and class to any interior design scheme.

SOLID SIZES:

1981 x 610 x 35mm
1981 x 686 x 35mm
1981 x 762 x 35mm
1981 x 838 x 35mm
2040 x 726 x 40mm
2040 x 826 x 40mm

GLAZED SIZES:

1981 x 610 x 35mm
1981 x 686 x 35mm
1981 x 762 x 35mm
1981 x 838 x 35mm
2040 x 726 x 40mm
2040 x 826 x 40mm

Available in clear or tinted glass

*Black touch up paint pots available



Featured: Brixton prefinished black clear glazed



Featured: Brixton prefinished black tinted glazed





CAMDEN

The prefinished black Camden door fits straight into any interior with its geometric style it will complement your style, effortlessly.

SOLID SIZES:

1981 x 610 x 35mm
1981 x 686 x 35mm
1981 x 762 x 35mm
1981 x 838 x 35mm
2040 x 726 x 40mm
2040 x 826 x 40mm

GLAZED SIZES:

1981 x 610 x 35mm
1981 x 686 x 35mm
1981 x 762 x 35mm
1981 x 838 x 35mm
2040 x 726 x 40mm
2040 x 826 x 40mm

Available in clear or tinted glass

*Black touch up paint pots available



Featured: Camden prefinished black



Featured: Camden prefinished black tinted glazed

Featured: Camden prefinished black clear glazed Handle: Argo matt black finish (page 194) Skirting and architrave: Shaker (page 186)





Simple straight lines creating a minimalistic industrial design makes the Dalston a stylish modern door for any interior.

SOLID SIZES:

1981 x 686 x 35mm
1981 x 762 x 35mm
1981 x 838 x 35mm
2040 x 726 x 40mm
2040 x 826 x 40mm

GLAZED SIZES:

1981 x 686 x 35mm
1981 x 762 x 35mm
1981 x 838 x 35mm
2040 x 726 x 40mm
2040 x 826 x 40mm

Available in clear or tinted glass

*Black touch up paint pots available

Featured: Dalston prefinished black Handle: Juno matt black finish (page 194) Skirting and architrave: Shaker (page 186)



Featured: Dalston prefinished black clear glazed



Featured: Dalston prefinished black tinted glazed





SHOREDITCH

Bring the industrial style into your home with the striking five-panel prefinished black Shoreditch door. The perfect staple for any contemporary home this door will look on-trend in any setting.

SOLID SIZES:

1981 x 610 x 35mm
1981 x 686 x 35mm
1981 x 762 x 35mm
1981 x 838 x 35mm
2040 x 726 x 40mm
2040 x 826 x 40mm

GLAZED SIZES:

1981 x 610 x 35mm
1981 x 686 x 35mm
1981 x 762 x 35mm
1981 x 838 x 35mm
2040 x 726 x 40mm
2040 x 826 x 40mm

Available in clear or tinted glass

*Black touch up paint pots available

Featured: Shoreditch prefinished black tinted glazed



Featured: Shoreditch prefinished black



Featured: Shoreditch prefinished black clear glazed





dēanta

— FOLDING SYSTEMS —

Deanta Folding Systems offer flexible room divider solutions, allowing you to enjoy both large open-plan living areas and more intimate, segmented spaces. With a wide choice of door designs and finishes from the Deanta range and 12 opening configurations, a Deanta Folding System can be created to suit any home.



Featured: **Coventry walnut clear glazed** - Configuration 3 + 0 Handle: **Fortuna satin finish** (page 191) Skirting and architrave: **Shaker white primed** (page 186)



Featured: **Montreal light grey ash clear glazed** - Configuration 2 + 2 Handle: **Round flush handle matt black finish** (page 202) Skirting and architrave: **Shaker white primed** (page 186)



WHAT'S INCLUDED

- Configuration of your choice
- Top track only system
- Door frame
- Packing battens and covers
- All functional hardware
- Deanta 10 year warranty

(only valid if Deanta doors are used in the system)

*Folding door systems exclude the Deanta door(s).

ADD-ONS

- Door design of your choice*
- Door handles
- Additional ironmongery
- Skirting and architrave

*(Doors with raised mouldings are not suitable for this system)

Folding Door Systems

Deanta Folding Systems can bring the flexibility to a property that is not always afforded by merely using walls to separate rooms. The flow of air and light into your living space can also be increased by using Deanta's clear glazed internal doors within our folding systems.

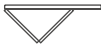
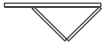
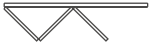

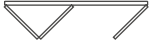
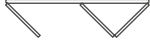

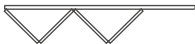
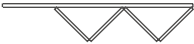
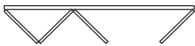
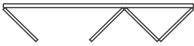
Deanta's stylish room dividers are a complete off-the-shelf solution allowing you to quickly and easily install your chosen configuration. We have specially designed and rigorously tested the track and bearings to ensure they can withstand the solid, robust construction of a Deanta door, resulting in doors that effortlessly glide across the system every single time, and will last for years to come.

Deanta folding system hinges allow for the system to be easily adjusted without removing the doors. The packing batten and cover are our own design and hide the track and mechanisms – this is unique to Deanta. The covers, packing battens and frames come in a choice of prefinished oak, walnut or white primed, and are also included on purchase..

For further information visit our website at www.deanta.co.uk




SELECT OPENING WIDTH AND CONFIGURATION

Door width (MM)		Configurations		
610	686	LEFT		RIGHT
Structural opening width (MM)				
1295	1447		2 + 0	
1908	2136		3 + 0	
1908	2136		2 + 1	
2521	2825		2 + 2	
2521	2825		4 + 0	
2521	2825		3 + 1	

Outer frame height can be adjusted between 2050mm and 2060mm dependent on flooring detail.
Linings are supplied oversize to allow them to be cut to suit.

CHOOSE YOUR DOOR DESIGN



Deanta Folding Systems offer you the freedom to choose from a variety of doors from the Deanta range to achieve your desired look.
The doors above are the most popular choices. We supply door linings in oak, walnut and white primed finishes
to complement your door selection and complete the folding system.



Featured: Coventry white primed clear glazed - Configuration 3 + 0 Handle: Fortuna satin finish (page 191) Skirting and architrave: Ulysses white primed (page 187)





dēanta

POCKET DOORS

Maximize every inch of your home with the innovative Deanta Pocket Door Systems. In a world where space is at a premium, these doors offer the ultimate solution. By eliminating the need for a door swing, you gain valuable room to arrange furniture with ease, create additional functional spaces, or simply enjoy more open and unobstructed areas.

Gone are the days when pocket doors were confined to small cupboards or utility rooms. Embrace a new era of design by incorporating Deanta double pocket doors, transforming transitions between dining rooms, living rooms, or kitchens.

Elevate your interior and unlock the potential of your living spaces with this remarkable space-saving feature. Upgrade to Deanta Pocket Door Systems today and experience a whole new dimension of spaciousness.



Featured: Sorrento light grey ash clear glazed with white primed frame



Featured: Ely white primed with white primed frame



Featured: Montreal light grey ash with white primed frame



Featured: **Amalfi oak clear glazed with oak frame**

Pocket Door Systems

Deanta Pocket Door Systems neatly conceal internal sliding doors within the wall cavity, creating a significant impact on both usable space and perceived available space. This increases flexibility and makes the room feel lighter and airier.

Designed to work in partition walls, each pocket door system comes with a pre-assembled aluminium track and header mechanism, allowing for stable and smooth sliding of the door along the track. The metal pocket frame clicks together for easy installation within your home.

Deanta Pocket Door Systems are compatible with the majority of Deanta doors - including The Urban Collection doors - and include all the necessary hardware. In particular, the door jambs included in the system, will provide the finishing touch that you need to conceal the sliding system.

Our pocket door system can be upgraded with add-ons such as a soft close, a simultaneous closing kit or a bathroom lock.

For further information visit our website at www.deanta.co.uk.



Featured: **Pamplona oak with oak frame**



Featured: **Dalston Prefinished Black with Shaker skirting and architrave**



SIZING CHART

DOOR SIZE (MM)	SINGLE DOOR		DOUBLE DOOR	
	OPENING (MM)	OVERALL DIMENSIONS (MM)	OPENING (MM)	OVERALL DIMENSIONS (MM)
1981 x 686 x 35	660 x 1970	1470 x 2060	1320 x 1970	2830 x 2060
1981 x 762 x 35	740 x 1970	1650 x 2060	1480 x 1970	3190 x 2060
1981 x 838 x 35	810 x 1970	1720 x 2060	1620 x 1970	3330 x 2060
2040 x 726 x 40	700 x 2030	1510 x 2120	1400 x 2030	2910 x 2120
2040 x 826 x 40	800 x 2030	1710 x 2120	1600 x 2030	3310 x 2120

WHAT'S INCLUDED

A Deanta Pocket Door System includes the following:

- A click together metal cassette frame
- Under door profile for stable and smooth sliding of the door
- Door jambs to give you a professional finish (white primed or oak)
- Round flush pull handle (satin chrome or matt black finish)
- Deanta 10 year warranty (only valid if Deanta doors are used in the system)
Pocket door systems exclude the Deanta door(s).

KIT ITEMS:

Metal cassette frame



Round flush handles



*Also available in black

ADD-ONS AVAILABLE

Deanta offers a range of add ons for your Deanta Pocket Door System:

- Deanta door design of your choice
(Doors with raised mouldings are not suitable for this system)
- Soft closer
- Bathroom lock (satin chrome or matt black finish)
- Architrave (white primed or oak finish)
- Simultaneous closer for a double door pocket door system

ADD-ON ITEMS:

Soft closer



Slim pocket door pull handle



Simultaneous closer



Bathroom locks



*Also available in black





dēanta

— WALL PANELLING —

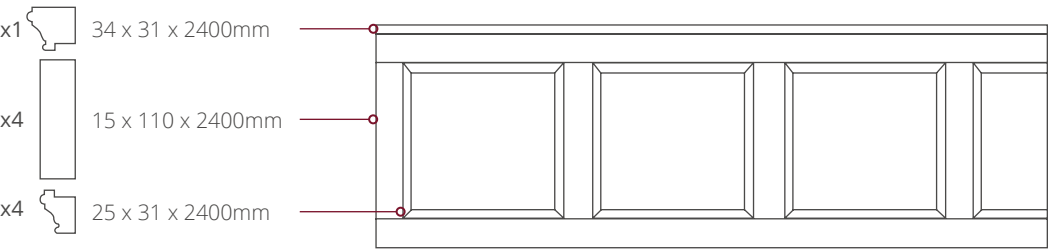
Deanta's contemporary wall panels are white-primed and ready to be painted any colour you choose, bringing new ways to introduce elements of style into your home. Reflecting the fashions of Tudor, Jacobean, Shaker, and Edwardian aesthetics, these wall panels are suitable for any style of interior. They're available in convenient packs and are easy to install.



BALMORAL WHITE PRIMED

Balmoral wall panels with ornamental beading add a taste of Jacobean luxury to the modern home. Unapologetically decorative, these gorgeous panels bring a sense of elegance and grace to a room. Balmoral panels work equally well in contrast or complement to any style of décor.

BALMORAL PACK CONTAINS:



Extra's Available:

x1 Bullnose: 45 x 25 x 2400mm

Balmoral shown with additional bullnose, this bullnose is a complementary product and not included in the panel package.

This design is customizable to different heights as per your specification, alteration of the height may require additional panels depending upon the size of your room.



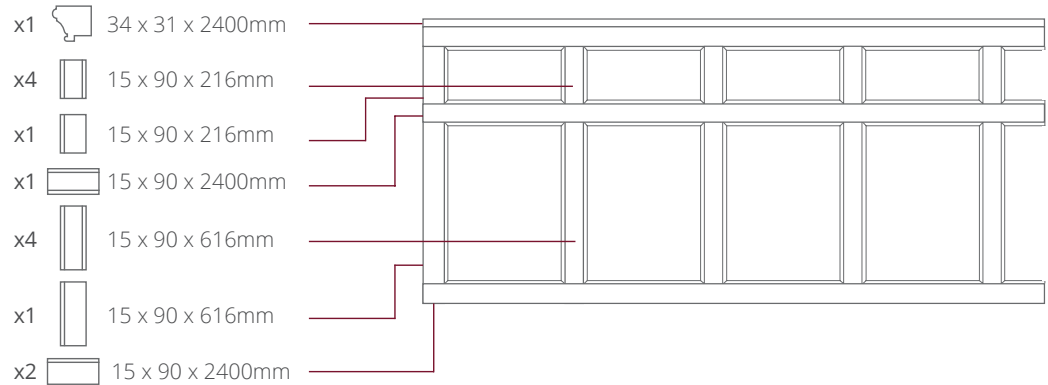
Featured: Balmoral white primed with bullnose, ready for a finish of your choice Skirting and architrave: Victoriana white primed (page 187) Door: Windsor white primed (page 138)

Featured: Balmoral white primed with bullnose, ready for a finish of your choice Skirting: Victoriana white primed (page 187)



Our Hampton white-primed wall panels recall the fresh simplicity of Edwardian décor, characterised by cleanliness and uncluttered space. With their classic, sophisticated style, the Hampton panels are perfect for any modern home.

HAMPTON PACK CONTAINS:



Extra's Available:

x1 Bullnose: 45 x 25 x 2400mm

Hampton shown with additional bullnose, this bullnose is a complementary product and not included in the panel package.

This design is a set height unit, meaning that it's height on the wall cannot be altered, a single pack will cover 2400mm. The upright sections of the panel have two different profiles - each pack will contain uprights with a flat edge and an angled edge so you can finish flush to your wall and work around corners.



Featured: Hampton white primed with bullnose, ready for a finish of your choice

Featured: Hampton white primed with bullnose, ready for a finish of your choice

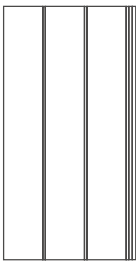


MADINGLEY WHITE PRIMED

Deanta's water-resistant Madingley wall panels, trimmed with curved, rebated beading, set off Tudor practicality against sleek, contemporary fixtures. The panels come white-primed, so you can paint them any colour you choose. Ideal for bathrooms, kitchens, and conservatories.

MADINGLEY PACK CONTAINS:

x1  18 x 59 x 2400mm

x6  9 x 390 x 750mm

This design is a set height unit, meaning that it's height on the wall cannot be altered, a single pack will cover 2340mm.



Featured: Madingley white primed, ready for a finish of your choice Skirting: Shaker white primed (page 186)

Featured: Madingley white primed, ready for a finish of your choice Skirting: Shaker white primed (page 186)

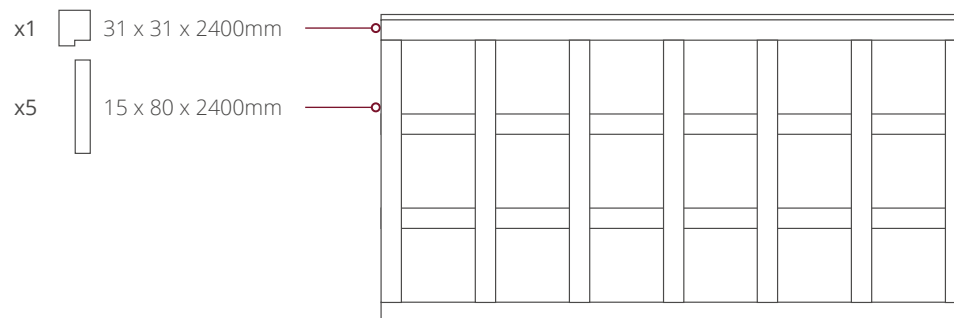




SHAKER WHITE PRIMED

Deanta's white-primed Shaker wall panels are characterised by clean lines and simplicity. Versatility and minimalist design give the panels a sense of functional elegance. A modern take on wall panelling, Shaker panels can be customised to any style – from regular and conventional to funky and erratic.

SHAKER PACK CONTAINS:



This design is customizable to your specification with larger or smaller spacing of the shaker panels and may require additional panels depending upon your design choice.



Featured: Shaker white primed, ready for a finish of your choice Skirting: Shaker white primed (page 186)

Featured: Shaker white primed, ready for a finish of your choice Skirting: Shaker white primed (page 186)



III IMMERSE ACOUSTIC PANNELLING III

These ready-to-install panels combine style and function to provide acoustic insulation for your home. Immerse panelling is a 9mm-thick, sound-absorbing felt material overlaid with vertical strips in a choice of veneers and colours to add subtle depth to your walls.

Immerse **by** Deanta



IMMERSE ACOUSTIC PREFINISHED WALNUT

The rich brown tones and long, complex grain patterns of crown-cut walnut veneer evoke an air of dignity and quiet opulence. Set off against the dark felt backing, walnut acoustic wall panels bring a touch of sophistication to an interior space.

Our panels seamlessly fit side by side, completing a wall of any size with minimal at-home alterations. Immerse acoustic panels can be cut to fit around windows, doors, alcoves, plug sockets and light switches easily.

- Panel dimensions 2400 x 600mm
- Single slats available 2400 x 27mm
- Samples available



IMMERSE ACOUSTIC PREFINISHED WALNUT+

The new plus range adds a touch of indulgence to our Immerse panelling range. With wider walnut strips, fully wrapped in the same carefully selected crown cut veneers as we use for our doors, this panelling creates an air of quiet, understated luxury.

Samples available through our customers, please find your closest Deanta stockist at deantawood.co.uk/stockists

- Panel dimensions 2400 x 600mm
- Single slats available 2400 x 47mm
- Samples available



IMMERSE+
ACOUSTIC PANELLING

IMMERSE ACOUSTIC PREFINISHED OAK

The warm tones and pronounced grain patterns of oak veneer bring a timeless quality to a home. Loved for its longevity and constancy, oak is a cultural icon – a reliable building material and universal style.

Our panels seamlessly fit side by side, completing a wall of any size with minimal at-home alterations. Immerse acoustic panels can be cut to fit around windows, doors, alcoves, plug sockets and light switches easily.

- Panel dimensions 2400 x 600mm
- Single slats available 2400 x 27mm
- Samples available



IMMERSE ACOUSTIC PREFINISHED OAK+

The New Immerse Oak plus panelling takes the beauty of our hand selected crown cut American Oak veneers to a new level. Wider strips allow the beauty of the natural grain patterns to shine through. Wrap your room in luxury.

Samples available through our customers, please find your closest Deanta stockist at deantawood.co.uk/stockists

- Panel dimensions 2400 x 600mm
- Single slats available 2400 x 47mm
- Samples available



IMMERSE+
ACOUSTIC PANELLING

IMMERSE ACOUSTIC PREFINISHED LIGHT GREY ASH

The soft, smoky tones and subtle grain patterns of light-grey ash veneer are a beautiful complement to the on-trend muted décor that's popular with many contemporary home owners. Light-grey ash veneer is gentle on the eye, adding a sense of calm fluidity to a home.

Our panels seamlessly fit side by side, completing a wall of any size with minimal at-home alterations. Immerse acoustic panels can be cut to fit around windows, doors, alcoves, plug sockets and light switches easily.

- Panel dimensions 2400 x 600mm
- Single slats available 2400 x 27mm
- Samples available



IMMERSE ACOUSTIC

PREFINISHED DARK GREY ASH

Dark Grey Ash veneers very subtly contrast with the black felt backing in our panels, creating a rippling textured surface. Create a feature wall or use a single panel as a design statement.

Samples available through our customers, please find your closest Deanta stockist at deantawood.co.uk/stockists

- Panel dimensions 2400 x 600mm
- Single slats available 2400 x 27mm
- Samples available



IMMERSE ACOUSTIC PREFINISHED MIDNIGHT

The trend for dark rich blues in interior decorating shows no signs of abating. Our Midnight panelling is a calm and restful blue with inky undertones inspired by the night sky.

Our panels seamlessly fit side by side, completing a wall of any size with minimal at-home alterations. Immerse acoustic panels can be cut to fit around windows, doors, alcoves, plug sockets and light switches easily.

- Panel dimensions 2400 x 600mm
- Single slats available 2400 x 27mm
- Samples available



IMMERSE ACOUSTIC

PREFINISHED BLACK

Beautifully finished black panels, laid over dark sound-absorbing felt, bring a sense of chic sobriety to a room. Barely distinguishable against the dark sound-absorbing felt backing, these black acoustic panels add depth and texture to your walls.

Samples available through our customers, please find your closest Deanta stockist at deantawood.co.uk/stockists


- Panel dimensions 2400 x 600mm
- Single slats available 2400 x 27mm
- Samples available





Immerse **by** Deanta

IMMERSE
SUPPLIERS LIST



SCAN ME



The mark of
responsible forestry
FSC® C132132






SKIRTING & ARCHITRAVE

Our range of skirting, architrave and door lining sets use the same veneers as our doors to complement them perfectly.

HALF SPLAYED

Oak / Walnut / White Primed Finish



Key features:


- Available in American white oak veneer / black walnut veneer / white primed finish
- Prefinished / primed
- MDF core

Sizing:

- Skirting: 3.6m x 145mm x 16mm (Sold in packs of four)
- Architrave: 90mm x 16mm
- 1 pack will do both sides of 1 single door

SHAKER

Oak / Walnut / White Primed Finish



Key features:


- Available in American white oak veneer / black walnut veneer / white primed finish
- Prefinished / primed
- MDF core

Sizing:

- Skirting: 3.6m x 145mm x 16mm (Sold in packs of four)
- Architrave: 80mm x 16mm
- 1 pack will do both sides of 1 single door

TRADITIONAL

Oak Finish



Key features:

- Available in American white oak veneer finish
- Prefinished
- MDF core

Sizing:

- Skirting: 3.6M x 145mm x 16mm (Sold in packs of four)
- Architrave: 80mm x 16mm
- 1 pack will do both sides of 1 single door

ULYSSES White Primed Finish



90mm

145mm



Architrave



Skirting

Key features:

- Available in white primed finish
- Primed
- MDF core

Sizing:

- Skirting: 3.6m x 145mm x 18mm (Sold in packs of four)
- Architrave: 90mm x 18mm
- 1 pack will do both sides of 1 single door

VICTORIANA White Primed Finish



100mm

180mm



Architrave



Skirting

Key features:

- Available in white primed finish
- Primed
- MDF core

Sizing:

- Skirting: 3.6m x 180mm x 18mm (Sold in packs of four)
- Architrave: 100mm x 18mm
- 1 pack will do both sides of 1 single door

DOOR LINING SETS Oak / Walnut / White Primed Finish



Key features:

- Available in American white oak veneer / black walnut veneer / white primed finish
- Prefinished / primed
- Softwood core / MDF core

Sizing:

- Door lining set: 133mm / 108mm x 30mm (removable stop included)
- Fire-rated set includes 15mm x 4mm fire seal
- (Sets cover both sides of door)





dēanta

— HARDWARE —

We offer a range of stylish internal hardware to complement our doors. From handles to hinges and locks to latches, whatever your taste, we have something for you.

A ten year warranty applies to our hardware (handles and locks) for mechanical faults.

THE FEATURE DOOR COLLECTION ROSE & LEVER HANDLES

ARES Polished Chrome Finish



Mounted on a circular sprung rose and finished in polished chrome, the Ares handle stands out in bright relief against Deanta's beautiful wood veneers.

- 50mm diameter circular sprung rose
- Suitable for 35mm & 44mm depth doors
- FD30 🔥

ARCADIA Polished Chrome Finish



This elegant, rose-mounted sprung door handle, finished in polished chrome, is perfectly suited to the clean, fresh lines of a modern home.

- 50mm diameter circular sprung rose
- Suitable for 35mm & 44mm depth doors
- FD30 🔥

ATHENS Satin Nickel



NEW

A classic versatile handle suitable for most interior spaces. The ergonomically angled lever is designed to feel comfortable in the hand.

- 52mm diameter W/ Removable Rose
- Suitable for 35mm & 44mm depth doors
- FD30 🔥

AUGUSTUS Matt / Polished Chrome Finish



The sleek Augustus door handle, mounted on a circular rose and finished in matt / polished chrome, is a stylish addition to the modern home.

- 50mm diameter circular sprung rose
- Suitable for 35mm & 44mm depth doors
- FD30 🔥

DELPHI Matt Black



NEW

Sleek, 1930s-inspired design with ribbed lever for better grip. Versatile for modern spaces

- 52mm diameter W/ Removable Rose
- Suitable for 35mm & 44mm depth doors
- FD30 🔥

DELPHI Satin Nickel



NEW

Sleek, 1930s-inspired design with ribbed lever for better grip. Versatile for modern spaces

- 52mm diameter W/ Removable Rose
- Suitable for 35mm & 44mm depth doors
- FD30 🔥

DELPHI

Matt Satin Black Nickel



NEW

Sleek, 1930s-inspired design with ribbed lever for better grip. Versatile for modern spaces

- 52mm diameter W/ Removable Rose
- Suitable for 35mm & 44mm depth doors
- FD30 🔥

DELPHI

Matt Antique Brass



NEW

Sleek, 1930s-inspired design with ribbed lever for better grip. Versatile for modern spaces

- 52mm diameter W/ Removable Rose
- Suitable for 35mm & 44mm depth doors
- FD30 🔥

FORTUNA

Satin Finish



The twist-lever Fortuna handle, with its gentle curves, circular sprung rose, and satin finish, creates a contemporary look that will suit any interior style.

- 50mm diameter circular sprung rose
- Suitable for 35mm & 44mm depth doors
- FD30 🔥

HADRIAN

Matt Satin Black Finish



Mounted on a square rose and finished in matt satin black, the geometrically styled Hadrian handle will complement any modern interior design.

- 50mm x 50mm square sprung rose
- Suitable for 35mm & 44mm depth doors
- FD30 🔥

HERA

Satin Nickel / Chrome Finish



The slender, elegantly curved Hera handle, mounted on a circular sprung rose, is neatly tapered and finished in an understated satin nickel / chrome polish.

- 50mm diameter circular sprung rose
- Suitable for 35mm & 44mm depth doors
- FD30 🔥

INVICTUS

Matt Satin Black Finish



Charmingly chunky, the Invictus door handle provides robustness to a rustic-style door, or fresh contrast to the graceful lines of a more delicate design.

- 50mm diameter circular sprung rose
- Suitable for 35mm & 44mm depth doors
- FD30 🔥

THE FEATURE DOOR COLLECTION ROSE & LEVER HANDLES

ITHACA Satin Nickel



NEW

The handle with a classic silhouette and distinctive finish. Suitable for any interior door, adding timeless elegance to your space.

- 53mm diameter
- Suitable for 35mm & 44mm depth doors
- FD30 🔥

ITHACA Matt Antique Brass



NEW

The handle with a classic silhouette and distinctive finish. Suitable for any interior door, adding timeless elegance to your space.

- 53mm diameter
- Suitable for 35mm & 44mm depth doors
- FD30 🔥

OLYMPIA Matt Antique Brass



NEW

The Olympia offers a contemporary interpretation of a timeless hardware staple. With its distinctive cross-hatched design on the handle, this hardware piece promises to elevate the aesthetic of your door.

- 52mm diameter circular sprung rose
- Suitable for 35mm & 44mm depth doors
- FD30 🔥

OLYMPIA Matt Satin Black Nickel



NEW

The Olympia offers a contemporary interpretation of a timeless hardware staple. With its distinctive cross-hatched design on the handle, this hardware piece promises to elevate the aesthetic of your door.

- 52mm diameter circular sprung rose
- Suitable for 35mm & 44mm depth doors
- FD30 🔥

PARGA Polished Chrome Finish



The robust Parga handle, finished in polished chrome, is hard-wearing and resilient, with a modern simplicity to complement your chosen Deanta Door.

- 50mm diameter circular sprung rose
- Suitable for 35mm & 44mm depth doors
- FD30 🔥

SPARTA Matt Black Finish



The Handle that offers diverse shades, complementing any decor. Knurled handle showcases precision, removable rose for easy, high-end installation.

- 54mm diameter W/ Removable Rose
- Suitable for 35mm & 44mm depth doors
- FD30 🔥

SPARTA Matt Antique Brass



NEW

The Handle that offers diverse shades, complementing any decor. Knurled handle showcases precision, removable rose for easy, high-end installation.

- 54mm diameter W/ Removable Rose
- Suitable for 35mm & 44mm depth doors
- FD30 🔥

SPARTA Dark Rose Gold



NEW

The Handle that offers diverse shades, complementing any decor. Knurled handle showcases precision, removable rose for easy, high-end installation.

- 54mm diameter W/ Removable Rose
- Suitable for 35mm & 44mm depth doors
- FD30 🔥

SPARTA Matt Satin Black Nickel



NEW

The Handle that offers diverse shades, complementing any decor. Knurled handle showcases precision, removable rose for easy, high-end installation.

- 54mm diameter W/ Removable Rose
- Suitable for 35mm & 44mm depth doors
- FD30 🔥

SPARTA Satin Nickel



NEW

The Handle that offers diverse shades, complementing any decor. Knurled handle showcases precision, removable rose for easy, high-end installation.

- 54mm diameter W/ Removable Rose
- Suitable for 35mm & 44mm depth doors
- FD30 🔥

VERITAS Polished Chrome



With curved lines and polished chrome finish, the Veritas door handle creates a traditional look to suit any interior design style.

- 50mm diameter circular sprung rose
- Suitable for 35mm & 44mm depth doors
- FD30 🔥



THE URBAN DOOR COLLECTION ROSE & LEVER HANDLES AND PULL HANDLES

ARGO Matt Black Finish



The matt black Argo interior door handle, mounted on a rectangular sprung rose, is the perfect complement to any door from the Deanta Urban Collection.

- 35mm x 50mm slim sprung rose
- Suitable for 35mm depth doors
- Pair with any Urban door

ARGO Satin Nickel / Chrome Finish



A rectangular rose with a satin nickel / chrome finish lend an air of sophistication and understated style to the Argo interior door handle.

- 35mm x 50mm slim sprung rose
- Suitable for 35mm depth doors
- Pair with any Urban door

ARES Matt Black Finish



This cylindrical black Ares handle, mounted on a rectangular sprung rose, is a delightful combination of smooth curves and sharp angles.

- 35mm x 50mm slim sprung rose
- Suitable for 35mm depth doors
- Pair with any Urban door

SLIM POCKET DOOR PULL HANDLE Matt Black / Satin Chrome Finish



Available in matt black or satin chrome finish. These slim pull handles work perfectly with your urban pocket doors.

- x1 120mm x 41mm slim pull handle
- Pair with Urban Doors
- Not suitable for Dalston Urban door

JUNO Matt Black Finish



The flat, round-cornered Juno handle is mounted on a simple rectangular rose, and the whole unit is finished in a deliciously smooth satin black.

- 35mm x 50mm slim sprung rose
- Suitable for 35mm depth doors
- Pair with any Urban door

URBAN PULL HANDLE (PAIR) Matt Black Steel Finish



A pair of Urban pull handles, ergonomically designed and finished in matt black steel, for a touch of style in the home or office.


- x2 320mm x 60mm pull handles pair
- Suitable for 35mm depth doors
- Pair with any Urban door

THE URBAN DOOR COLLECTION HINGES



STEEL HINGES

Black Steel Finish



This boxed pair of black steel finish square or radius hinges are fully tested for durability, strength, and long-lasting finish. We recommend using 3 hinges on all our doors.

- 50mm x 76mm x 2mm square or radius
- BS EN 1935 single axes hinge
- Pair with any Urban Door

STEEL HINGES

Black Steel Finish



This durable black steel ball-bearing hinge is certified for fire doors and minimises the friction of supporting a heavy, well-used door. We recommend using three hinges per door.

- 76mm x 102mm x 3mm square or radius
- BS EN Grade 13 ball bearing hinge
- Certifire Approved hinge 🔥



Urban Collection hardware has been specifically designed for the doors in the Urban Collection but can be used on all doors in this brochure.

THE FEATURE DOOR COLLECTION HINGES

STEEL HINGES

Mild Steel Finish



A pair of top quality door hinges in a mild steel finish. Available in a square or radius design. We recommend using 3 hinges on all our doors.

- 50mm x 76mm x 2mm square or radius
- BS EN 1935 ball bearing hinge
- Pair with any Feature door

STEEL HINGES

Stainless Steel Finish



This pair of hard-wearing hinges are available in a radius or square design and is Certifire approved for FD30 fire doors. We recommend using 3 hinges on all our doors.

- 76mm x 102mm x 3mm square or radius
- BS EN Grade 13 ball bearing hinge
- Certifire Approved hinge 🔥

Feature Door hardware has been specifically designed for the doors in the Feature Collection.

THE FEATURE DOOR COLLECTION PULL HANDLES

D-PULL HANDLE (SINGLE) Satin Stainless Steel Finish



Ideal for public buildings, this robust stainless-steel single D-Pull handle with satin finish is designed for longevity, durability, and high resistance to corrosion. Pair with our push plate.

- x1 65mm x 322mm pull handle
- Suitable for 35mm, 44mm & 54mm depth doors
- Pair with push plate

D-PULL HANDLE (PAIR) Satin Stainless Steel Finish



Manufactured from stainless steel, the D-Pull handle pair features a stylish satin finish is designed for push / pull use.

- x2 65mm x 322mm pull handles pair
- Suitable for 35mm, 44mm & 54mm depth doors
- Pair with any Feature Door

GUARDSMAN PULL HANDLE (SINGLE) Satin Stainless Steel Finish



At 60mm long, and made from marine-grade stainless steel, the ultra-practical Guardsman single pull handle is widely accessible and user friendly.

- x1 60mm x 300mm pull handle
- Suitable for 35mm, 44mm & 54mm depth doors
- Pair with push plate

GUARDSMAN PULL HANDLE (PAIR) Satin Stainless Steel Finish



Manufactured from marine-grade stainless steel, these back-to-back-fixing pull handles are a popular choice.

- x2 60mm x 300mm pull handles pair
- Suitable for 35mm, 44mm & 54mm depth doors
- Pair with any Feature Door

MITRED PULL HANDLE (SINGLE) Polished Stainless Steel Finish



With stainless steel finish and neatly mitred joints, this simple, modern-look pull handle is an ideal addition to any contemporary-style décor.

- x1 60mm x 322mm pull handle
- Suitable for 35mm, 44mm & 54mm depth doors
- Pair with push plate

MITRED PULL HANDLE (PAIR) Polished Stainless Steel Finish



The angular style and polished stainless-steel finish of the mitred pull handle pair makes this model perfect for a contemporary look.

- x2 60mm x 322mm pull handles pair
- Suitable for 35mm, 44mm & 54mm depth doors
- Pair with any Feature Door

THE FEATURE DOOR COLLECTION KICK / PUSH PLATE & SIGNS



KICK PLATE Satin Stainless Steel Finish



- Available in widths of 500mm, 600mm, 650mm, 700mm, 750mm, 800mm, 900mm, this stainless-steel sheet attaches to the bottom of a door to protect it from damage.
- 150mm x multiple widths x 1.2mm
 - Suitable for 35mm & 44mm depth doors
 - Screws included

PUSH PLATE Satin Stainless Steel Finish



This push plate is applied vertically to the lock stile of the door to prevent general wear and tear to the door. Pair it perfectly with a single feature door pull handle.

- 80mm x 350mm x 1.2mm
- Suitable for 35mm & 44mm depth doors
- Screws included

SIGNS Steel Finish



Fire door keep clear Fire door keep shut Pull sign Push sign Disabled pictogram Male pictogram Female pictogram Unisex pictogram

- Clearly printed round signs, each measuring 76mm in diameter and finished in stainless steel. The perfect addition to any Feature Door.
- 76mm diameter steel signs
 - Suitable for 35mm & 44mm depth doors
 - Screws included

THE FEATURE DOOR COLLECTION LOCKS & LATCHES

BATHROOM LOCK Satin Nickel Finish



A durable satin nickel finish three-lever mortice bathroom lock, available in radius or square design. Suitable for 35mm & 44mm depth doors. Pair with our Feature Door Collection. Tested to 200,000 cycles.

- 21mm x 150mm forend
- 63.5mm or 76.2mm body size
- 45mm or 58mm backset
- **Certifire Approved lock** 🔥

SASH LOCK Satin Nickel Finish



A durable satin nickel finish three-lever mortice sash lock, available in radius or square design. Suitable for 35mm & 44mm depth doors. Pair with our Feature Door Collection. Tested to 200,000 cycles.

- 21mm x 150mm forend
- 63.5mm or 76.2mm body size
- 45mm or 58mm backset
- **Certifire Approved lock** 🔥

LATCH Satin Nickel Finish



A durable satin nickel finish latch, available in radius or square design. Suitable for 35mm & 44mm depth doors. Pair with our Feature Door Collection handles.

- 25mm x 56mm x (63.5mm or 76.2mm)
- Tested to 200,000 cycles
- Standard non fire-rated latch

LATCH Satin Nickel Finish



A durable satin nickel finish latch, available in radius or square design. Suitable for 35mm & 44mm depth doors. Pair with our Feature Door Collection.

- 25mm x 56mm x (63.5mm or 76.2mm)
- Tested to 200,000 cycles
- **Certifire Approved latch** 🔥

EASY LATCH Satin Nickel Finish



Our Easy-Fit latch is available in both 2.5 and 3 inch backset sizes. Each latch comes with a choice of rectangular or circular striking plates and all fixings are included. Pair with our Feature Door Collection handles

- Quick and easy to fit with a 26mm drill bit.
- 2.5" (45mm) or 3" (57mm) backset
- Standard non-fire rated latch suitable for 35mm and 40mm doors

THE URBAN DOOR COLLECTION LOCKS & LATCHES



SLIM BATHROOM LOCK

Black Steel / Stainless Steel Finish




The Slim Bathroom Lock is available in a choice of black steel or stainless steel finish. Suitable for 35mm & 40mm depth Urban Doors.

- 22mm x 240mm forend
- 45mm body size
- 35mm backset
- Striking plate and fixing screws included

SLIM EURO PROFILE SASH LOCK

Black Steel / Stainless Steel Finish



Designed for the Urban Doors, the Slim Euro Profile Sash Lock is available in a black steel or stainless steel finish. Pair with the cylinder lock in a matching finish.

- 22mm x 240mm forend
- 45mm body size
- 35mm backset
- Striking plate and fixing screws included

SLIM LATCH

Black Steel / Stainless Steel Finish



The Slim Latch is offered in black steel or stainless steel finish. Suitable for 35mm & 40mm depth Urban Doors.

- 22mm x 150mm forend
- 45mm body size
- Striking plate and fixing screws included

CYLINDER LOCK

Matt Black / Satin Nickel Finish



Finished in a pleasing matt black or satin nickel, this hard-wearing cylinder lock with key and knob is of the very highest quality and suitable for any of the Urban Doors.

- 15mm x 30mm key and knob lock
- Pair with any Urban Door
- Pair with slim euro profile sash lock
- Suitable for 35mm doors

ROLLER CATCH

Matt Black Finish



Finished in matt black steel the Urban Roller Catch pairs perfectly with the black Urban Pull Handle.

- 20mm x 89mm roller catch
- Suitable for 35mm depth doors
- Pair with any Urban Door

THE FEATURE DOOR COLLECTION THUMB-TURN LOCKS & ESCUTCHEONS

ROUND THUMB-TURN LOCKS



Matt / Polished Chrome Finish

A round, contemporary-style thumb-turn lock in a matt / polished chrome finish, ideal for any modern bathroom Feature Door.



Satin Nickel Finish

A round thumb-turn lock in a shimmering satin finish, unequalled when it comes to a truly futuristic look.



Polished Chrome Finish

The polished chrome finish lends an enchanting sparkle to this round thumb-turn lock; perfect for any modern bathroom Feature Door.



Satin Nickel / Chrome Polish Finish

This round thumb-turn lock in two-tone finish is a superb complement to any satin nickel / chrome polish finish Feature Door Collection door handle.



Matt Black Finish

A round thumb-turn lock finished in matt black: a perfect match for any Feature Collection matt black door handles.

- 50mm diameter circular rose
- Suitable for 35mm & 44mm depth doors
- Pair with our bathroom lock

ROUND ESCUTCHEONS



Matt / Polished Chrome Finish

The bright, polished chrome finish of these round escutcheons provides a lively lift to an internal Feature Door.



Satin Nickel Finish

These round escutcheons in a subtle satin nickel finish add an additional touch of sophistication to any Deanta Feature Door.



Polished Chrome Finish

The cool chrome finish of these round escutcheons will stand out in bold contrast against any Feature Door's dark veneer or paint.



Satin Nickel / Chrome Polish Finish

This perfectly crafted round escutcheon will complement any satin nickel / chrome door handle, in any contemporary interior.



Matt Black Finish

A pair of round escutcheons in smooth matt black for a clean, chic finish to your Deanta Feature Door.

- x2 50mm diameter slim plates
- Suitable for any Feature Door
- Pair with sash lock

THE FEATURE DOOR COLLECTION THUMB-TURN LOCKS & ESCUTCHEONS



ROUND THUMB-TURN LOCKS



Matt Antique Brass Finish

A round thumbturn bathroom lock, finished in matt antique brass, is a perfect match for any of our matt antique brass feature door handles.

NEW



Dark Rose Gold Finish

A round thumbturn bathroom lock, finished in dark rose gold, is a perfect match for any of our dark rose gold feature door handles.

NEW



Matt Satin Black Nickel Finish

A round thumbturn bathroom lock, finished in matt satin black, is a perfect match for any of our matt satin black feature door handles.

NEW

ROUND ESCUTCHEONS



Matt Antique Brass Finish

A pair of round escutcheons in matt antique brass for a warm, chic finish to your Deanta feature door.

NEW



Dark Rose Gold Finish

A pair of round escutcheons in luscious dark rose gold for a rich, rustic finish to your Deanta feature door.

NEW



Matt Satin Black Nickel Finish

A pair of round escutcheons in matt satin black for a modern, clean finish to your Deanta feature door.

NEW

SQUARE THUMB-TURN LOCKS



Matt Satin Black / Chrome Finish

With its matt satin black finish, this square thumb-turn lock is a stylish addition to a contemporary bathroom Feature Door.



Matt Satin Nickel Finish

A square thumb-turn bathroom lock in a smooth satin finish, unequalled when it comes to a truly futuristic look.

NEW

SQUARE ESCUTCHEONS



Matt Satin Black Finish

A pair of square escutcheons finished in gorgeous matt satin black, perfectly suited to any interior style, whether traditional or modern.



Matt Satin Nickel Finish

These square escutcheons in a subtle satin finish adds an additional touch of sophistication to any Deanta feature door.

NEW

- 50mm x 50mm square rose
- Suitable for 35mm & 44mm depth doors
- Pair with our bathroom lock

- x2 50mm x 50mm slim plates
- Suitable for 35mm & 44mm depth doors
- Pair with our sash lock

THE FEATURE DOOR COLLECTION THUMB-TURN LOCKS & ESCUTCHEONS

ROUND FLUSH THUMB-TURN LOCK

Matt Black Finish



Suitable for any of our 35mm doors. This flush thumb turn lock is specifically designed to be compatible with our pocket door kits – keeping all your hardware flush to the door surface.

Satin Chrome Finish



- 60mm diameter circular rose
- Suitable for 35mm depth doors
- Pair with pocket door systems

ROUND FLUSH HANDLE

Matt Black Finish



This large flush fitting pull handle is suitable for any 35mm door and comes as standard when you buy one of our pocket door kits.

Satin Chrome Finish



- 60mm diameter
- Suitable for 35mm depth doors
- Pair with pocket or folding door systems

SLIM POCKET DOOR PULL HANDLE Matt Black / Satin Chrome Finish



Available in matt black or satin chrome finish. These slim pull handles work perfectly with your urban pocket doors.

- x1 120mm x 41mm slim pull handle
- Pair with Urban Doors
- Not suitable for Dalston Urban door

THE FEATURE DOOR COLLECTION HARDWARE PACKS

FEATURE LATCH KIT PACK*



THIS INCLUDES:

- Any Feature Collection handle of your choice
- 50mm x 76mm x 2mm square hinge 3pk set (mild steel or matt black to match the handle finish of your choice)
- Square tubular latch (satin nickel)

FEATURE LATCH KIT PACK - FIRE-RATED*



THIS INCLUDES:

- Any Feature Collection handle of your choice
- 76mm x 102mm x 3mm square hinge 3pk set (stainless steel)
- Square tubular latch (satin nickel)

FEATURE THUMB-TURN LOCK KIT PACK*



THIS INCLUDES:

- Any Feature Collection handle of your choice
- 50mm x 76mm x 2mm square hinge 3pk set (mild steel or matt black to match the handle finish of your choice)
- 3 lever mortice bathroom lock (satin nickel)
- Feature Collection thumb-turn (to match the handle finish of your choice)

FEATURE THUMB-TURN LOCK KIT PACK - FIRE-RATED*



THIS INCLUDES:

- Any Feature Collection handle of your choice
- 76mm x 102mm x 3mm square hinge 3pk set (stainless steel)
- 3 lever mortice bathroom lock (satin nickel)
- Feature Collection thumb-turn (to match the handle finish of your choice)

FEATURE SASH LOCK KIT PACK*



THIS INCLUDES:

- Any Feature Collection handle of your choice
- 50mm x 76mm x 2mm square hinge 3pk set (mild steel or matt black to match the handle finish of your choice)
- 3 lever mortice sash bathroom lock (satin nickel)
- Feature Collection escutcheons (to match the handle finish of your choice)

FEATURE SASH LOCK KIT PACK - FIRE-RATED*



THIS INCLUDES:

- Any Feature Collection handle of your choice
- 76mm x 102mm x 3mm square hinge 3pk set (stainless steel)
- 3 lever mortice sash bathroom lock (satin nickel)
- Feature Collection escutcheons (to match the handle finish of your choice)

* Each kit can be customised with different handles and hardware finishes.

* Additional intumescent protection for certain hardware items maybe required, check relevant fire certification



Some pack elements are **Certifire approved**, these are identified in **red text**. Please note this does not apply to the entire pack.

THE URBAN DOOR COLLECTION THUMB-TURN LOCKS AND ESCUTCHEONS

SLIM THUMB-TURN LOCKS



Satin Nickel / Chrome Finish

This slim rectangular thumb-turn lock is finished in a satin nickel / chrome, and is the perfect addition to a modern bathroom door.




Matt Black Finish

The slim thumb-turn lock in a black finish is a stunning example of geometric contrast, with a perfect circle mounted on a clean-cornered rectangular backboard.

- 35mm x 50mm rectangle rose
- Suitable for any Urban Door
- Pair with slim bathroom lock

SLIM ESCUTCHEONS



Satin Nickel Finish

This rectangular escutcheon, finished in cool satin nickel works wonderfully with any matching Urban Collection door handle for a super-stylish look.



Matt Black Finish

Rectangular escutcheons designed for a mortice lock and finished in black for a perfect match with any of the Urban Collection stylish black door handles.

- x2 35mm x 50mm slim plates
- Suitable for any Urban Door
- Pair with slim euro profile sash lock

THE URBAN DOOR COLLECTION HARDWARE PACKS



URBAN LATCH KIT PACK



THIS INCLUDES:

- Any Urban Collection handle of your choice
- 50mm x 76mm x 3mm square hinge 3pk set (stainless steel or matt black)
- Urban Collection slim latch (to match the handle finish of your choice)

URBAN SASH LOCK KIT PACK



THIS INCLUDES:

- Any Urban Collection handle of your choice
- 50mm x 76mm x 3mm square hinge 3pk set (mild steel or matt black)
- 3 lever mortice slim sash bathroom lock (stainless steel or matt black)
- Urban Collection slim escutcheons (to match the handle finish of your choice)

URBAN THUMB-TURN LOCK KIT PACK



THIS INCLUDES:

- Any Urban Collection handle of your choice
- 50mm x 76mm x 3mm square hinge 3pk set (mild steel or matt black)
- 3 lever mortice slim bathroom lock (stainless steel or matt black)
- Urban Collection slim thumb-turn (to match the handle finish of your choice)

DOOR STOPS & DOOR HOLDERS

MAGNETIC DOOR HOLDER Satin Stainless Steel Finish



With two different fixing positions on the magnetic strip, this stainless steel magnetic door holder can be mounted on the floor or wall.

- 51mm x 76mm floor & door mounted
- Magnetic strip holds
- Fixings included

CYLINDER DOOR STOP Satin Stainless Steel Finish



A wall-mounted stainless steel doorstop with rubber-ring buffer, perfect for protecting your walls and doors from damage.

- 30mm x 77mm wall mounted door stop
- Rubber ring buffer - protects paintwork
- Fixings included

COLLARED DOOR STOP Satin Stainless Steel Finish



Designed for concrete or solid floors, this anti-corrosive cylinder doorstop acts as a buffer to prevent walls and doors from being damaged.

- 30mm x 40mm floor mounted door stop
- Rubber ring buffer - protects paintwork
- Fixings included

OVAL DOOR STOP Satin Stainless Steel Finish



Permanently attached to the floor by screw fixing, this unobtrusive stainless steel oval doorstop protects doors and walls from wear and tear.

- 46mm x 26mm floor mounted door stop
- Rubber buffer - protects paintwork
- Fixings included

SLOPED DOOR STOP Satin Stainless Steel Finish



A discreet floor-mounted doorstop, ideal for residential and commercial properties.

- 45mm x 25mm floor mounted door stop
- Rubber buffer and concealed fixing
- Fixings included

THE FEATURE DOOR COLLECTION FIRE & ACOUSTIC SEALS



LORIENT LAS 1010 BATWING® PVC with Elastomeric Fins



1

An acoustic and smoke perimeter seal which minimises the opening and closing resistance of the door leaf due to its unique, curved fins. Flexible elastomeric fin material springs back to original shape to provide ongoing performance and durability in service. Installed at the head and jambs of single and double leaf doors.

- 10mm x 10mm x 2100mm
- Durability: minimum of 100,000 cycles
- Suitable for FD30 and FD60 Doors 🔥

LORIENT LP1504 FIRE SEAL PVC Encased Sodium Silicate



3

Our intumescent fire door seals offer fire protection where no smoke sealing is required. Combine a fire seal with a Batwing® seal for acoustic and smoke containment.

- 15mm x 4mm x 2100mm
- Available in a black or white finish
- Suitable for FD30 and FD60 Doors 🔥

LORIENT LP1504 DS ACOUSTIC, SMOKE & FIRE SEAL



PVC with elastomeric fins: DS door seal offers the ultimate in acoustic, smoke and fire protection, with the added benefit of thermal containment. Its unique design means that whichever way round the product is installed, the seal can always be fitted in the correct place, maintaining the integrity of the acoustic and smoke seal at the ironmongery points.

- 15mm x 4mm x 2100mm
- Available in black and white finish
- Suitable for FD30 and FD60 Doors 🔥

LAS8001 LORIENT SI DROP SEAL Aluminium with Silicone Rubber



2

Aluminium based drop seal for acoustic, smoke and energy containment. Features a high efficiency mechanism which lifts the seal clear of the floor as soon as the door is opened. Fitted onto single swing doors, for use on both right and left-handed doors.

14mm x 35mm x 735mm
10mm x 35mm x 835mm
10mm x 35mm x 935mm

- Self-levelling on uneven surfaces
- Suitable for FD30 and FD60 Doors 🔥



1

3

2

*Seals are available in Acoustic or Acoustic & Fire Door Kits

ENHANCED SECURITY DOORSET INCLUDES:

The Frame

- White primed hardwood rebated frame
- With fire and acoustic seals

The Door

- FD30 44mm door
- High-density Deanta solid core
- 18mm solid lippings
- Crown cut veneers
- Solid oak inlays
- FSC® certified

The Ironmongery

- Deanta Certifire approved hinges
- Drop seals
- Overhead surface mounted door closer
- Letterbox and eye viewer*

The Handle

- Palladio Winkhaus handle
- Plated to BS EN1670 Grade 4 for high corrosion resistance on all finishes

The Lock

- Winkhaus AV2 multi-point lock



*The PAS 24 doorset can be supplied without the letterbox and eye viewer if required.

WHAT IS PAS 24?

PAS 24 is a set of tests ensuring the security of doors against break-ins, considering factors like burglar tools and detection time. New construction mandates that doors are meeting these standards for security. Deanta's enhanced security doorsets are PAS 24:2022 tested and are also 30-minute fire-rated under the BM TRADA scheme, offering added peace of mind and security.

FUNCTION, SECURITY AND STYLE

Choosing a PAS 24 doorset, doesn't mean compromising on style. Our diverse design options ensure seamless integration with your interior doors. Security and style can complement each other perfectly. Crafted for internal spaces like apartments, student housing, integral garages, and assisted living facilities, our internal PAS 24 Doorsets offer the ideal solution.

EASY DECISION, EASY INSTALL

Choosing a PAS 24 door doesn't need to be daunting. Simply follow our straightforward 5-step process to create your ideal doorset. For any questions or queries, please reach out to us at doorsets@deanta.co.uk

ENHANCED SECURITY DOORSET CERTIFICATION MARKS



Secured by Design



Police Preferred Specification



Rebate white primed door frame included as standard

1. Choose your door

Choose from a range of specially selected type 5 doors.



Amalfi



Augusta



Cadiz



Ely



Galway



Pamplona



Ravello



Seville



Sorrento




Torino




Valencia



Cadiz



Pamplona



Seville



Valencia



Montreal



Montreal



Ravello



Sorrento



Torino



Ely



Seville



Ely



Pamplona



Ravello




Seville



Oak



Walnut



White Primed



Dark Grey Ash



Light Grey Ash

See overleaf to choose your other components >

2. Choose your Hinges

Two options of shades which are Deanta Stainless Steel "Radius Hinge" or Black option



3. Choose your Handle

Available with 2 different Handles

- "Paladeo quick fit handle" Silver finish
- Nanocoast Black finish handle



* Comes with AV2 multipoint lock as standard

4. Choose your Closer

2 options for closers Concealed or Surface mounted



*Not all doors can accept the concealed door closer, please contact us for further information

5. Choose your Accessories

Eye viewer and Letter plate (other colour options available)



CONTACT

Email: doorsets@deanta.co.uk
for more information

ENHANCED SECURITY DOORSET TESTING INCLUDES:



Security Testing

The security has been successfully tested to PAS 24:2022 and BS6375 parts 2 and 3 satisfying Approved Document Q.



Smoke Testing

The smoke leakage performance has been tested to EN1634-3:2004 and restricted the smoke leakage at ambient temperatures under the required level.



Fire Testing

The PAS 24 doorset has been tested to EN1634-1:2014 and provides 30 minutes fire resistance.




Acoustic Testing

Provides up to 32dB sound reduction, the doorset exceeds the requirements of Approved Document E.

VIEW OUR FULL
ARCHITECTURAL
BROCHURE

SCAN ME



Architectural Brochure





dēanta

— ARCHITECTURAL —

Premium flush doors available in a variety of designs and finishes. Complete your door with an array of stylish aperture styles, five glazing types, hardware, skirting & architrave and fire and acoustic seals





Bespoke Doors

Your door. Your size. Your style. Our pleasure.

Our Feature Collection isn't the limit of what we can offer, for those renovations or builds that require unique specifications and extra attention to detail our bespoke service is the perfect option for you. Choose a bespoke size of any door in this brochure or design one yourself and our skilled craftsmen will bring your ideas to life.

Bespoke Fire Doors

We offer bespoke sizing across our range of fire doors, giving you the flexibility to find the right door to meet your specifications.

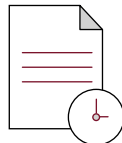
Get in touch with your local stockist to find out more information.

SIMPLY FOLLOW THESE STEPS FOR YOUR BESPOKE DOORS



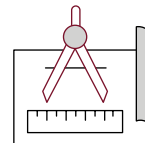
Step 1

Contact your local stockist with your bespoke door request.




Step 2

Once we receive your enquiry we will send a quotation and lead time to you.



Step 3

You will receive a technical drawing and once approved, your door will go into production and lead time is confirmed.



Step 4

Your bespoke doors are delivered direct to your home.

Bespoke Glazing

Deanta's state-of-the-art glazing centre in Cambridgeshire offers a broad selection of vision panels for prehung doorsets and door kits.

Choose from 14 different glazing aperture options or bespoke glazing, all of which are available with standard non fire-rated glass, acoustic-rated glass or for fire-rated doorsets we offer Pyroguard Advance, Pilkington Pyrodur® and Pyroshield™2 fire-rated glass. Frosted glazing (standard or fire-rated) is available on request.

DOOR OPTIONS

Choose from a range of specially selected doors to glaze. Doors that can be customized are identified on each of the product pages. For more details on our door options, get in touch with us today.



GLAZING OPTIONS

Choose from a range of different glazing types, standard clear glazing / FD30 / FD60 clear, FD30 wired or frosted.



FD60 clear

FD30 Clear

FD30 wired

FD30 Frosted

TRUSTED PARTNERS




PILKINGTON



Our fire-rated clear glazing uses Pilkington Pyrodur® and Pyroguard Advance glass for 30 and 60 minute applications.

APERTURE OPTIONS



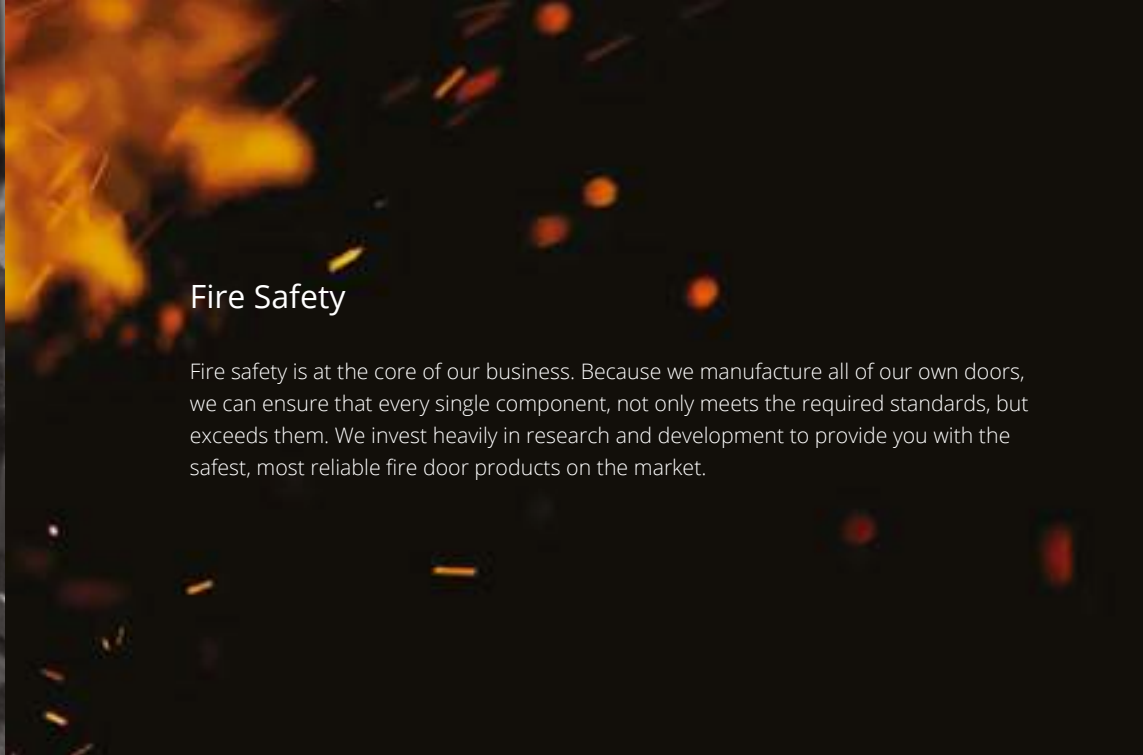
BESPOKE FIRE DOOR GLAZING CERTIFICATION

Our FD30 doors are Certifire-certified for peace of mind, with independent verification by UKAS-accredited Warringtonfire. All our fire doors also hold BM TRADA Q-Mark approval.



	1	2	3	4	5	6	7	8	9	10	11	12	13	14
FD30 Clear	✓	✓	✓	✓	✓ (M)	✓ (M)	✓	✓	✓	✓	✓	✓	✓ (M)	✓
FD60 Clear						✓ (M)		✓		✓			✓ (M)	✓
Wired	✓	✓	✓	✓	✓	✓ (M)	✓	✓	✓	✓	✓	✓	✓ (M)	✓
FD30 Frosted	✓	✓	✓	✓	✓	✓	✓	✓	✓	✓	✓	✓	✓	✓

(M) Approved Document M is a part of the UK Building Regulations that provides guidance on access to and use of buildings, including facilities for disabled visitors or occupants, and the ability to move through a building easily, including to toilets and bathrooms.



Fire Safety

Fire safety is at the core of our business. Because we manufacture all of our own doors, we can ensure that every single component, not only meets the required standards, but exceeds them. We invest heavily in research and development to provide you with the safest, most reliable fire door products on the market.

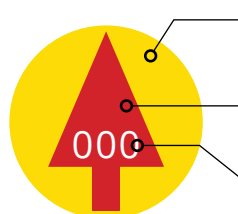


Q-Mark Fire Door Plugging Details

The plug to identify a Q-Mark accredited product will be located on the top of the door.

Deanta is an approved door leaf and/or frame manufacturer

(only valid for FD30) which is indicated by the red inner colour.



Outer Colour - indicates the period of fire integrity e.g. 30 minutes of fire protection

Inner Tree Colour - Status of manufacture of leaf, frame, doorset

Unique certified company number - is located in the centre

Q-Mark Fire Door Plug identification and traceability

The number printed in the centre of the tree for all colours is the identification number for a Q-Mark certified fire door manufacturing company or Q-Mark certified installation company. This maintains traceability for which company was responsible for completing each part of the doorset manufacture, assembly and installation process.

Our Certificates

All our fire-rated products are extensively tested and accredited by third-party certification schemes. Every 30-minute fire door (FD30 doors) in our Feature Collection is certified by the BM TRADA Q-Mark and/or Certifire scheme. The relevant third-party certifications are indicated on the individual product pages of this brochure.



BM TRADA Q-Mark

The BM TRADA Q-Mark scheme is based on the recognised Product Certification Standard EN ISO/ICE 17065 and confirms that a product conforms to the requirements of an appropriate recognised product Scheme Technical Document. BM TRADA Q-Mark products feature a plug identifying them as such.

All BM TRADA Q-Mark accredited products carry a plug on the top edge of the door. A BM TRADA Q-Mark Data Sheet will be provided with every purchase of a Q-Mark accredited door.

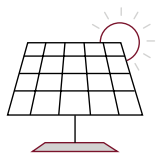


Certifire

Certifire is a UKAS accredited, independent third-party product certification scheme operated by Warringtonfire Testing and Certification Limited. FD30 doors certified to the Certifire scheme are clearly identified as such on each product page.

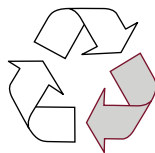
All Certifire accredited products carry a unique label on the top edge of the door. A Certifire CF5740 Data Sheet will be provided with every purchase of a Certifire accredited door.





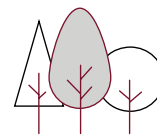
Self sustaining

Our solar panels create enough energy for our building to be self-sustainable for seven months every year.



Recyclable waste

We reduce our impact on the environment by recycling 98% of all our on-site paper and wood waste.



FSC® Certified products

We are certified by the Forest Stewardship Council® (FSC®) and responsibly source our products.



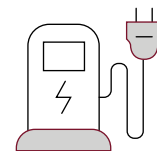
Reduced plastic

We use mains water dispensers to reduce the use of plastic bottles and help the environment.



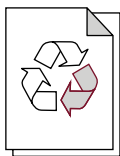
Sensor lighting

We have sensor lighting throughout our site to ensure that no power is wasted when not in use.




Electric charging points

Our site is fitted with electric charging ports to encourage the use of electric cars.



Recycled paper

We only print on FSC® certified recycled paper stocks where possible.



Bike to work scheme

We encourage our employees to take up the bike to work scheme.



Carbon neutral printing

All carbon emissions created by producing this print job will be offset through a recognised carbon offset project.



Our commitment to the environment

At Deanta we strive to provide our customers with the best products without compromising on our commitment to quality; to ensure sustainability throughout our supply chain and take ownership of our environmental responsibilities. We are focused on reducing our carbon footprint, helping to protect our planet through recycling on-site paper and wood waste, establishing a positive impact on our society, economy, and the environment. At Deanta we have implemented many schemes to achieve this commitment.

At a time where there is continued depletion of natural resources it is our responsibility to ensure that we are using timber from forests that use best practice and recognised schemes to maintain forest biodiversity, productivity and ecological processes as well as protecting the rights of the local people.

HELPING OUR PLANET

We are certified by the Forest Stewardship Council® (FSC®) and all of our prefinished products are certified by the Forest Stewardship Council® (FSC®) which is indicated on the individual product pages of our brochure. We are able to trace the timber to managed forests ensuring that we are providing products that are sustainably sourced, even for those which do not currently carry FSC® certification. Look for our FSC® certified products.



**The mark of
responsible forestry**
FSC® C132132

Important Information

We offer a limited ten-year warranty on all our doors within our T&Cs. Any Deanta door that warps* or splits will be covered by our warranty once it has been deemed that the installation has met all guidelines. Please note colour variance in the wood is not considered a manufacturing fault as it is a natural product.

THE FOLLOWING MUST BE CARRIED OUT TO ENSURE THE BEST PERFORMANCE FROM YOUR DEANTA DOOR

- All doors must be examined immediately on receipt and prior to installation as claims or faults will not be accepted once the door has been installed or altered. This excludes manufacturing faults that occur after hanging. Scratches on glass are not considered a manufacturing fault. Scratches found should be reported on receipt and prior to installation.
- Doors must be stored horizontally on a clean, dry, flat and level surface.
- For doors to acclimatise, they should be left in the house prior to installation for at least seven days with the ambient temperature gradually increased over this period.
- Doors must not be fitted in a house that is freshly plastered and doors should only be delivered to site after all wet trades are finished and sufficiently dried. A moisture reading taken by an engineer must be recorded.
- Should a door require alteration, cutting or planing, it must be immediately revarnished to prevent moisture absorption which may lead to warping or splitting.
- Take no more than the recommended allowance off the width and height of doors in equal amounts on all edges. Please refer to <https://deantawood.co.uk/products/> for further details on trimming allowances across our range of doors
- Three coats of internal wood finish are required on unfinished doors and on any modifications to a prefinished door including planed edges and the ironmongery and hinge cut-outs.
- To ensure the best finish on our White Primed doors, we would suggest using a fine sand paper to smooth any roughened surface/excess primer and then completing with one to two coats of your chosen finish. Remember to also treat any altered/trimmed areas too, sealing against any moisture.
- We recommend varnish and lacquers that are suitable for internal joinery. If using oils please contact Deanta for recommended brands
- All doors must be installed with three hinges per door.
- Ten-year warranty on hardware (handles and locks) refers to mechanical faults. General wear and tear from use is not covered by this warranty.
- Our veneers are manufactured from North American timber and as such will display natural variations in colour and grain patterns which may include small knots. Further details of our limited warranty can be found on our website along with our returns policy.*T&Cs applicable

* Warp/bow/cup/twist (as set out in the relevant British Standard) shall not be considered a defect unless it exceeds 1/4 inch (6.35mm) in the plane of the door itself. Warp is any distortion in the door itself and does not refer to the relationship of the door to the frame or jamb in which it is hung.

UNDER OUR WARRANTY, OUR LIABILITY IS LIMITED TO REPLACING THE DOOR AND NO LIABILITY IS ACCEPTED FOR ANY CONSEQUENTIAL COSTS. ALTERATION OF A DEANTA DOOR WILL VOID THE WARRANTY.

All Deanta UK fire rated products must be used in accordance to the relevant fire certification. Any deviations outside of the scope of certification will invalidate any warranty and/or stated fire performance.

For more information on our warranty and for full terms and conditions please visit our website: deantawood.co.uk/terms-conditions

STOCKISTS

We have stockists throughout the UK. To find your nearest retailer please visit our website: deantawood.co.uk/stockists

Our Certifications



BM TRADA Q-Mark

The BM TRADA Q-Mark scheme is based on the recognised Product Certification Standard EN ISO/ICE 17065.



Certifire

Certifire is a UKAS accredited independent third party product certification scheme.



ISO 9001

Deanta are committed to providing industry leading products to its customers and through gaining the ISO 9001:2015 accreditation.



ASDMA Membership

Architectural And Specialist Door Manufacturers Association (ASDMA), promotes best practice in the manufacture and supply of bespoke doors and doorsets.



Secured by Design

The official police security initiative that works to improve the security of buildings and their immediate surroundings to provide safe places to live, work, shop and visit.



The mark of
responsible forestry
FSC® C132132

FSC® Certified

We are certified by the Forest Stewardship Council® (FSC®) and all our prefinished products are made using FSC® certified materials.

Our Partners



Lorient

Lorient has been designing and manufacturing high-performance sealing systems for over 40 years.



Pilkington

Our fire-rated clear glazing uses Pilkington Pyrodur® glass for 30 and 60 minute applications.



Sealmaster

Sealmaster are manufacturers of intumescent fire and smoke seals, acoustic, draught and weather seals, fire glazing and structural fire safety as well as bespoke solutions.



Pyroguard

The world's leading independent provider of fire safety glass for timber door applications



Winkhaus

Winkhaus develop and produce high-quality hardware system solutions for doors as well as modern access control systems.

dēanta

Collection Brochure SS25

Deanta UK Ltd.
400 Lancaster Way Business Park
Ely, Cambridgeshire
CB6 3NW

☎ 01353 698602
✉ sales@deanta.co.uk
🌐 deanta.co.uk



SCAN



to view our
digital brochure